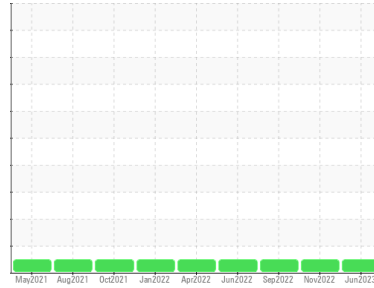


OIL ANALYSIS REPORT

Sample Rating Trend

NORMAL



Machine Id
2026889

Component
Rear Differential
Fluid

PETRO CANADA TRAXON SYNTHETIC 75W90 (--- QTS)

DIAGNOSIS

Recommendation

Resample at the next service interval to monitor.

Wear

All component wear rates are normal.

Contamination

There is no indication of any contamination in the oil.

Fluid Condition

The condition of the oil is acceptable for the time in service.

SAMPLE INFORMATION

method	limit/base	current	history1	history2	
Sample Number	Client Info	PCA0100354	PCA0084919	PCA0081361	
Sample Date	Client Info	19 Jun 2023	22 Nov 2022	12 Sep 2022	
Machine Age	mls	Client Info	224230	184942	164665
Oil Age	mls	Client Info	2240230	184942	0
Oil Changed	Client Info	Not Chngd	Not Chngd	Not Chngd	
Sample Status		NORMAL	NORMAL	NORMAL	

WEAR METALS

method	limit/base	current	history1	history2	
Iron	ppm	ASTM D5185m >500	182	119	124
Chromium	ppm	ASTM D5185m >10	2	1	<1
Nickel	ppm	ASTM D5185m >10	8	6	3
Titanium	ppm	ASTM D5185m	<1	0	0
Silver	ppm	ASTM D5185m	0	0	0
Aluminum	ppm	ASTM D5185m >25	3	3	2
Lead	ppm	ASTM D5185m >25	0	0	0
Copper	ppm	ASTM D5185m >100	2	2	<1
Tin	ppm	ASTM D5185m >10	<1	1	0
Vanadium	ppm	ASTM D5185m	0	0	0
Cadmium	ppm	ASTM D5185m	0	0	0

ADDITIVES

method	limit/base	current	history1	history2	
Boron	ppm	ASTM D5185m 328	574	410	468
Barium	ppm	ASTM D5185m 1	0	<1	2
Molybdenum	ppm	ASTM D5185m	<1	<1	0
Manganese	ppm	ASTM D5185m	14	10	10
Magnesium	ppm	ASTM D5185m 1	0	<1	0
Calcium	ppm	ASTM D5185m 7	19	16	0
Phosphorus	ppm	ASTM D5185m 1145	1672	1267	1223
Zinc	ppm	ASTM D5185m 3	22	16	14
Sulfur	ppm	ASTM D5185m 17909	30958	26350	25643

CONTAMINANTS

method	limit/base	current	history1	history2	
Silicon	ppm	ASTM D5185m >75	47	33	33
Sodium	ppm	ASTM D5185m	13	9	8
Potassium	ppm	ASTM D5185m >20	208	169	170

VISUAL

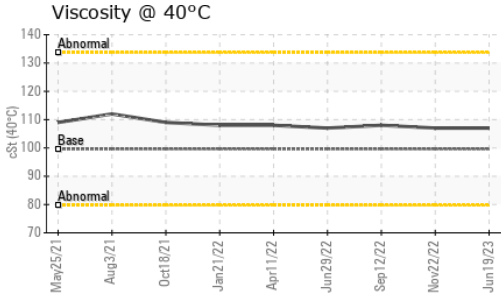
method	limit/base	current	history1	history2	
White Metal	scalar	*Visual NONE	NONE	NONE	NONE
Yellow Metal	scalar	*Visual NONE	NONE	NONE	NONE
Precipitate	scalar	*Visual NONE	NONE	NONE	NONE
Silt	scalar	*Visual NONE	NONE	NONE	NONE
Debris	scalar	*Visual NONE	NONE	NONE	NONE
Sand/Dirt	scalar	*Visual NONE	NONE	NONE	NONE
Appearance	scalar	*Visual NORML	NORML	NORML	NORML
Odor	scalar	*Visual NORML	NORML	NORML	NORML
Emulsified Water	scalar	*Visual >.2	NEG	NEG	NEG
Free Water	scalar	*Visual	NEG	NEG	NEG

FLUID PROPERTIES

method	limit/base	current	history1	history2	
Visc @ 40°C	cSt	ASTM D445 99.6	107	107	108

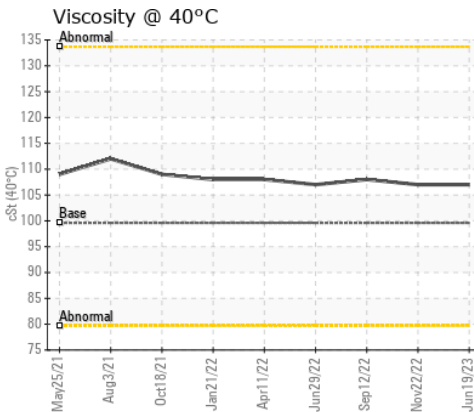
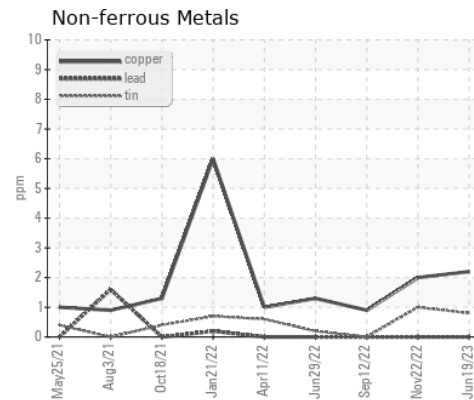
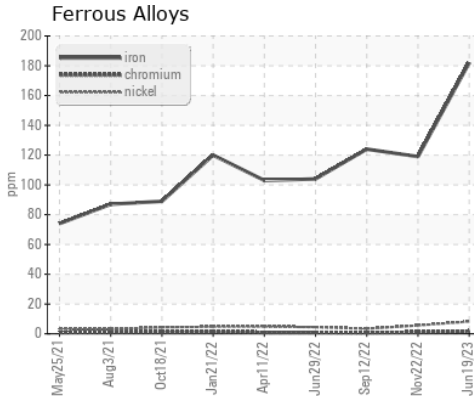


OIL ANALYSIS REPORT



SAMPLE IMAGES	method	limit/base	current	history1	history2
Color			no image	no image	no image
Bottom			no image	no image	no image

GRAPHS



Certificate L2367

Laboratory : WearCheck USA - 501 Madison Ave., Cary, NC 27513
Sample No. : PCA0100354
Lab Number : 05931030
Unique Number : 10616301
Test Package : FLEET

PERDUE FARMS - GEORGETOWN
 20621 SAVANAH RD
 GEORGETOWN, DE
 US 19947
 Contact: ROBERT LOCKWOOD
 Robert.Lockwood@Perdue.com

To discuss this sample report, contact Customer Service at 1-800-237-1369.

* - Denotes test methods that are outside of the ISO 17025 scope of accreditation.

Statements of conformity to specifications are based on the simple acceptance decision rule (JCGM 106:2012)

T:
F: