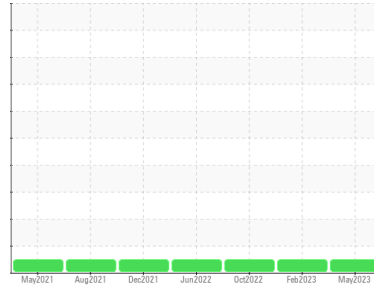


OIL ANALYSIS REPORT

Sample Rating Trend



NORMAL



Machine Id
2126898
 Component
Front Differential
 Fluid
GEAR OIL SAE 90 (--- QTS)

DIAGNOSIS

Recommendation

Resample at the next service interval to monitor.

Wear

All component wear rates are normal.

Contamination

There is no indication of any contamination in the oil.

Fluid Condition

The condition of the oil is acceptable for the time in service.

SAMPLE INFORMATION		method	limit/base	current	history1	history2
Sample Number	Client Info			PCA0095525	PCA0092282	PCA0081168
Sample Date	Client Info			15 May 2023	14 Feb 2023	14 Oct 2022
Machine Age	mls	Client Info		131818	114257	92810
Oil Age	mls	Client Info		131818	114257	92810
Oil Changed	Client Info			Not Changed	Not Changed	Not Changed
Sample Status				NORMAL	NORMAL	NORMAL

WEAR METALS		method	limit/base	current	history1	history2
Iron	ppm	ASTM D5185m	>500	113	107	79
Chromium	ppm	ASTM D5185m	>10	<1	1	<1
Nickel	ppm	ASTM D5185m	>10	4	4	4
Titanium	ppm	ASTM D5185m		<1	<1	<1
Silver	ppm	ASTM D5185m		0	0	0
Aluminum	ppm	ASTM D5185m	>25	<1	1	2
Lead	ppm	ASTM D5185m	>25	0	<1	0
Copper	ppm	ASTM D5185m	>100	1	12	<1
Tin	ppm	ASTM D5185m	>10	<1	<1	<1
Vanadium	ppm	ASTM D5185m		0	0	0
Cadmium	ppm	ASTM D5185m		0	0	0

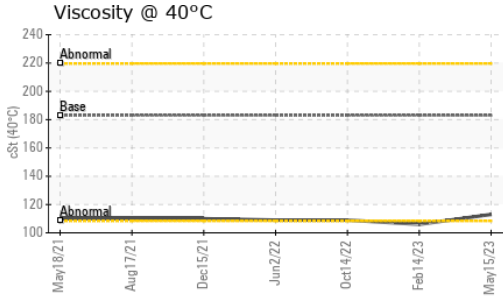
ADDITIVES		method	limit/base	current	history1	history2
Boron	ppm	ASTM D5185m	400	340	274	274
Barium	ppm	ASTM D5185m	200	0	0	0
Molybdenum	ppm	ASTM D5185m	12	<1	<1	<1
Manganese	ppm	ASTM D5185m		10	11	7
Magnesium	ppm	ASTM D5185m	12	0	<1	<1
Calcium	ppm	ASTM D5185m	150	6	8	8
Phosphorus	ppm	ASTM D5185m	1650	1405	1274	1283
Zinc	ppm	ASTM D5185m	125	16	17	0
Sulfur	ppm	ASTM D5185m	22500	26610	22812	24876

CONTAMINANTS		method	limit/base	current	history1	history2
Silicon	ppm	ASTM D5185m	>75	19	19	15
Sodium	ppm	ASTM D5185m		7	8	8
Potassium	ppm	ASTM D5185m	>20	2	2	<1

VISUAL		method	limit/base	current	history1	history2
White Metal	scalar	*Visual	NONE	NONE	NONE	NONE
Yellow Metal	scalar	*Visual	NONE	NONE	NONE	NONE
Precipitate	scalar	*Visual	NONE	NONE	NONE	NONE
Silt	scalar	*Visual	NONE	NONE	NONE	NONE
Debris	scalar	*Visual	NONE	NONE	NONE	NONE
Sand/Dirt	scalar	*Visual	NONE	NONE	NONE	NONE
Appearance	scalar	*Visual	NORML	NORML	NORML	NORML
Odor	scalar	*Visual	NORML	NORML	NORML	NORML
Emulsified Water	scalar	*Visual	>.2	NEG	NEG	NEG
Free Water	scalar	*Visual		NEG	NEG	NEG

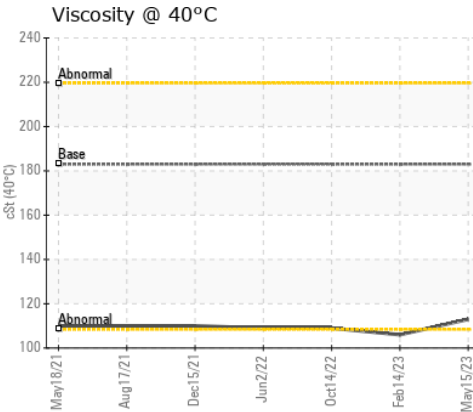
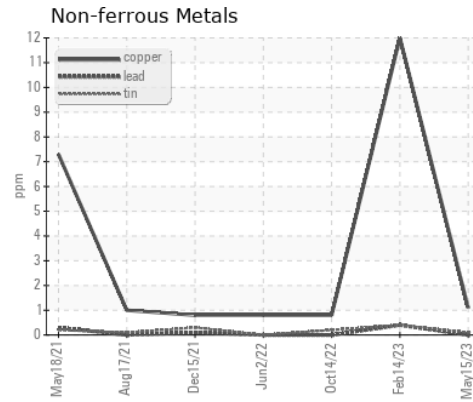
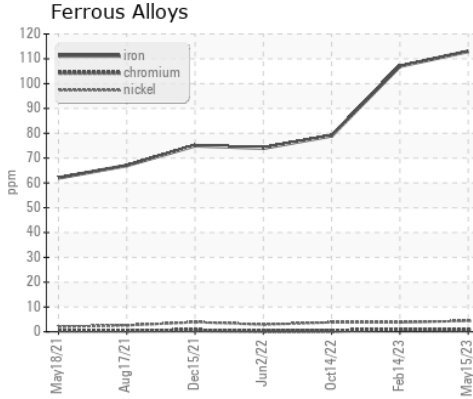
FLUID PROPERTIES		method	limit/base	current	history1	history2
Visc @ 40°C	cSt	ASTM D445	183	113	106	109

OIL ANALYSIS REPORT



SAMPLE IMAGES	method	limit/base	current	history1	history2
Color			no image	no image	no image
Bottom			no image	no image	no image

GRAPHS



Certificate L2367

Laboratory : WearCheck USA - 501 Madison Ave., Cary, NC 27513
Sample No. : PCA0095525 **Received** : 22 Aug 2023
Lab Number : **05931049** **Diagnosed** : 23 Aug 2023
Unique Number : 10616320 **Diagnostician** : Don Baldrige
Test Package : FLEET

PERDUE FARMS - BRIDGEVILLE
 8634 E NEWTON RD
 BRIDGEVILLE, DE
 US 19933
 Contact: GEORGE LACATES

To discuss this sample report, contact Customer Service at 1-800-237-1369.

* - Denotes test methods that are outside of the ISO 17025 scope of accreditation.

Statements of conformity to specifications are based on the simple acceptance decision rule (JCGM 106:2012)

T:
F: