

OIL ANALYSIS REPORT

Sample Rating Trend

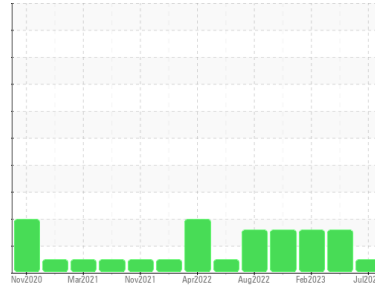
NORMAL



Machine Id
2026888

Component
Transmission
Fluid

PETRO CANADA TRAXON SYNTHETIC CD-50 (25 QTS)



DIAGNOSIS

Recommendation

Resample at the next service interval to monitor.

Wear

All component wear rates are normal.

Contamination

There is no indication of any contamination in the fluid.

Fluid Condition

The condition of the fluid is acceptable for the time in service.

SAMPLE INFORMATION

method	limit/base	current	history1	history2	
Sample Number	Client Info	PCA0102152	PCA0094129	PCA0092882	
Sample Date	Client Info	23 Jul 2023	09 May 2023	26 Feb 2023	
Machine Age	mls	Client Info	315230	295073	271943
Oil Age	mls	Client Info	315230	295073	271943
Oil Changed	Client Info	Not Chngd	Not Chngd	Not Chngd	
Sample Status		NORMAL	ABNORMAL	ABNORMAL	

WEAR METALS

method	limit/base	current	history1	history2	
Iron	ppm	ASTM D5185m >200	26	27	38
Chromium	ppm	ASTM D5185m >10	<1	<1	<1
Nickel	ppm	ASTM D5185m	0	<1	<1
Titanium	ppm	ASTM D5185m	<1	<1	<1
Silver	ppm	ASTM D5185m	0	0	0
Aluminum	ppm	ASTM D5185m >50	3	1	3
Lead	ppm	ASTM D5185m >50	0	<1	0
Copper	ppm	ASTM D5185m >200	55	63	64
Tin	ppm	ASTM D5185m >10	0	0	0
Vanadium	ppm	ASTM D5185m	0	0	0
Cadmium	ppm	ASTM D5185m	0	0	0

ADDITIVES

method	limit/base	current	history1	history2	
Boron	ppm	ASTM D5185m 139	1	6	6
Barium	ppm	ASTM D5185m 1	0	0	0
Molybdenum	ppm	ASTM D5185m	0	1	<1
Manganese	ppm	ASTM D5185m	6	6	6
Magnesium	ppm	ASTM D5185m 1	1	2	<1
Calcium	ppm	ASTM D5185m 30	696	708	686
Phosphorus	ppm	ASTM D5185m 309	576	562	587
Zinc	ppm	ASTM D5185m 1	24	28	23
Sulfur	ppm	ASTM D5185m 1340	3843	3685	3918

CONTAMINANTS

method	limit/base	current	history1	history2	
Silicon	ppm	ASTM D5185m >50	45	▲ 51	▲ 55
Sodium	ppm	ASTM D5185m	2	0	2
Potassium	ppm	ASTM D5185m >20	4	6	5

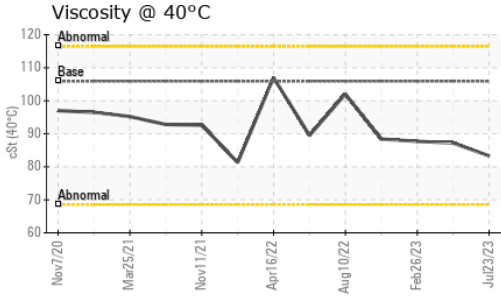
VISUAL

method	limit/base	current	history1	history2	
White Metal	scalar	*Visual NONE	NONE	NONE	NONE
Yellow Metal	scalar	*Visual NONE	NONE	NONE	NONE
Precipitate	scalar	*Visual NONE	NONE	NONE	NONE
Silt	scalar	*Visual NONE	NONE	NONE	NONE
Debris	scalar	*Visual NONE	NONE	NONE	NONE
Sand/Dirt	scalar	*Visual NONE	NONE	NONE	NONE
Appearance	scalar	*Visual NORML	NORML	NORML	NORML
Odor	scalar	*Visual NORML	NORML	NORML	NORML
Emulsified Water	scalar	*Visual >0.1	NEG	NEG	NEG
Free Water	scalar	*Visual	NEG	NEG	NEG

FLUID PROPERTIES

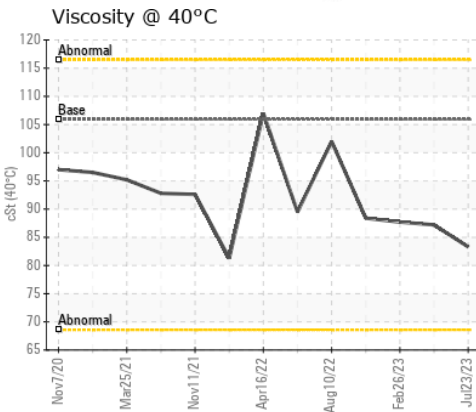
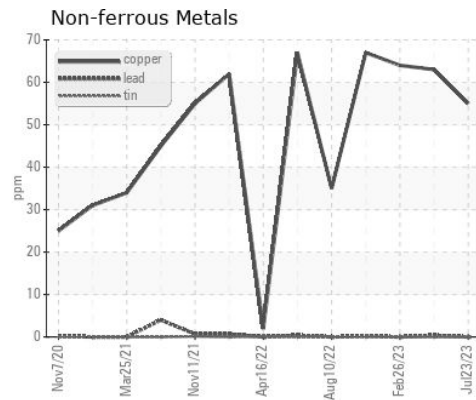
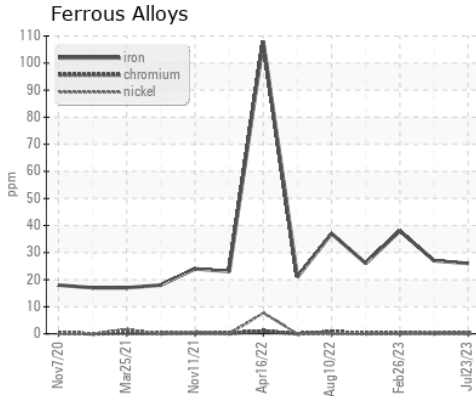
method	limit/base	current	history1	history2	
Visc @ 40°C	cSt	ASTM D445 105.9	83.3	87.2	87.7

OIL ANALYSIS REPORT



SAMPLE IMAGES	method	limit/base	current	history1	history2
Color			no image	no image	no image
Bottom			no image	no image	no image

GRAPHS



Certificate L2367

Laboratory : WearCheck USA - 501 Madison Ave., Cary, NC 27513
Sample No. : PCA0102152
Lab Number : 05931214
Unique Number : 10616485
Test Package : FLEET

PERDUE FARMS - GEORGETOWN
 20621 SAVANAH RD
 GEORGETOWN, DE
 US 19947
 Contact: ROBERT LOCKWOOD
 Robert.Lockwood@Perdue.com

To discuss this sample report, contact Customer Service at 1-800-237-1369.

* - Denotes test methods that are outside of the ISO 17025 scope of accreditation.

Statements of conformity to specifications are based on the simple acceptance decision rule (JCGM 106:2012)

T:
F: