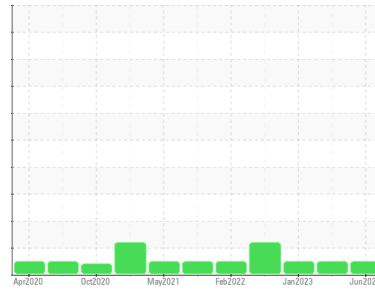


OIL ANALYSIS REPORT

Sample Rating Trend



NORMAL



Machine Id
1926740

Component
Transmission

Fluid
PETRO CANADA TRAXON SYNTHETIC CD-50 (25 QTS)

DIAGNOSIS

Recommendation

Resample at the next service interval to monitor.

Wear

All component wear rates are normal.

Contamination

There is no indication of any contamination in the fluid.

Fluid Condition

The condition of the fluid is acceptable for the time in service.

SAMPLE INFORMATION

method	limit/base	current	history1	history2	
Sample Number	Client Info	PCA0099918	PCA0094437	PCA0089347	
Sample Date	Client Info	04 Jun 2023	06 Mar 2023	03 Jan 2023	
Machine Age	mls	Client Info	274876	253247	235223
Oil Age	mls	Client Info	274876	253247	235223
Oil Changed	Client Info	Not Chngd	Not Chngd	Not Chngd	
Sample Status		NORMAL	NORMAL	NORMAL	

WEAR METALS

method	limit/base	current	history1	history2		
Iron	ppm	ASTM D5185m	>200	27	27	28
Chromium	ppm	ASTM D5185m	>10	<1	<1	<1
Nickel	ppm	ASTM D5185m		0	<1	41
Titanium	ppm	ASTM D5185m		0	0	<1
Silver	ppm	ASTM D5185m		0	0	0
Aluminum	ppm	ASTM D5185m	>50	3	3	2
Lead	ppm	ASTM D5185m	>50	0	0	2
Copper	ppm	ASTM D5185m	>200	82	99	93
Tin	ppm	ASTM D5185m	>10	0	0	<1
Vanadium	ppm	ASTM D5185m		0	0	0
Cadmium	ppm	ASTM D5185m		0	0	0

ADDITIVES

method	limit/base	current	history1	history2		
Boron	ppm	ASTM D5185m	139	0	3	4
Barium	ppm	ASTM D5185m	1	0	0	0
Molybdenum	ppm	ASTM D5185m		0	1	1
Manganese	ppm	ASTM D5185m		7	7	7
Magnesium	ppm	ASTM D5185m	1	2	1	3
Calcium	ppm	ASTM D5185m	30	756	758	828
Phosphorus	ppm	ASTM D5185m	309	609	597	592
Zinc	ppm	ASTM D5185m	1	39	37	40
Sulfur	ppm	ASTM D5185m	1340	3856	3944	3913

CONTAMINANTS

method	limit/base	current	history1	history2		
Silicon	ppm	ASTM D5185m	>50	47	48	50
Sodium	ppm	ASTM D5185m		1	2	2
Potassium	ppm	ASTM D5185m	>20	<1	<1	1

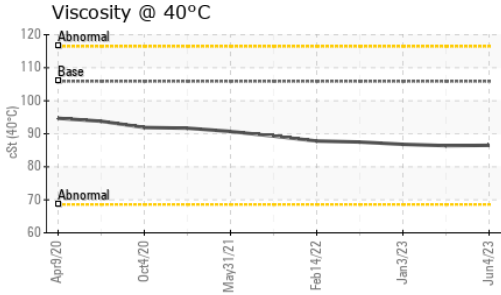
VISUAL

method	limit/base	current	history1	history2		
White Metal	scalar	*Visual	NONE	NONE	NONE	NONE
Yellow Metal	scalar	*Visual	NONE	NONE	NONE	NONE
Precipitate	scalar	*Visual	NONE	NONE	NONE	NONE
Silt	scalar	*Visual	NONE	NONE	NONE	NONE
Debris	scalar	*Visual	NONE	NONE	NONE	NONE
Sand/Dirt	scalar	*Visual	NONE	NONE	NONE	NONE
Appearance	scalar	*Visual	NORML	NORML	NORML	NORML
Odor	scalar	*Visual	NORML	NORML	NORML	NORML
Emulsified Water	scalar	*Visual	>0.1	NEG	NEG	NEG
Free Water	scalar	*Visual		NEG	NEG	NEG

FLUID PROPERTIES

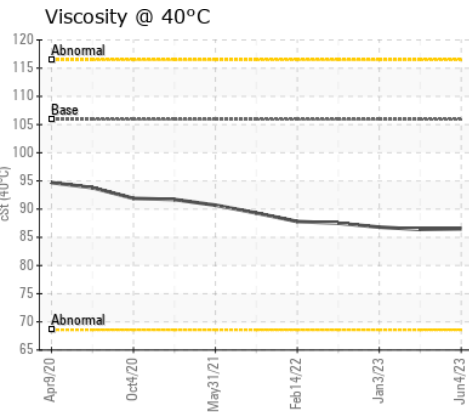
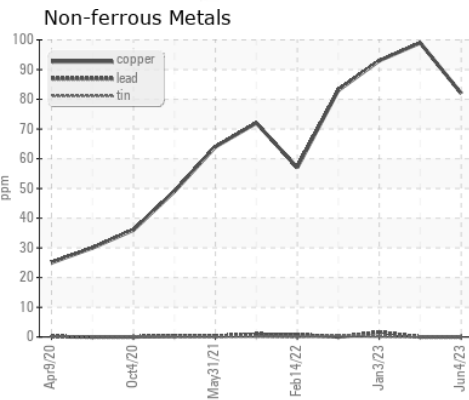
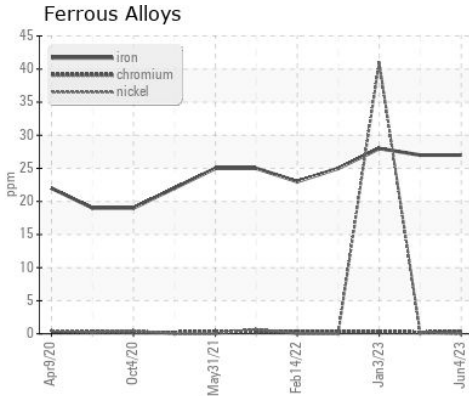
method	limit/base	current	history1	history2		
Visc @ 40°C	cSt	ASTM D445	105.9	86.5	86.4	86.8

OIL ANALYSIS REPORT



SAMPLE IMAGES	method	limit/base	current	history1	history2
Color			no image	no image	no image
Bottom			no image	no image	no image

GRAPHS



Certificate L2367

Laboratory : WearCheck USA - 501 Madison Ave., Cary, NC 27513
Sample No. : PCA0099918 **Received** : 22 Aug 2023
Lab Number : 05931233 **Diagnosed** : 23 Aug 2023
Unique Number : 10616504 **Diagnostician** : Don Baldrige
Test Package : FLEET

PERDUE FARMS - GEORGETOWN
 20621 SAVANAH RD
 GEORGETOWN, DE
 US 19947
 Contact: ROBERT LOCKWOOD
 Robert.Lockwood@Perdue.com

To discuss this sample report, contact Customer Service at 1-800-237-1369.

* - Denotes test methods that are outside of the ISO 17025 scope of accreditation.

Statements of conformity to specifications are based on the simple acceptance decision rule (JCGM 106:2012)

T:
F: