

OIL ANALYSIS REPORT

Sample Rating Trend

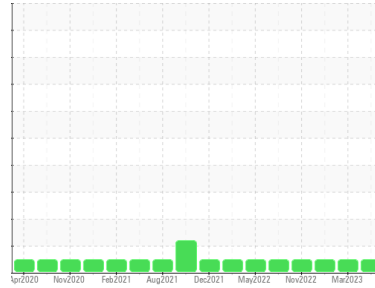
NORMAL



Machine Id
1926737

Component
Transmission

Fluid
PETRO CANADA TRAXON SYNTHETIC CD-50 (--- QTS)



DIAGNOSIS

Recommendation

Resample at the next service interval to monitor.

Wear

All component wear rates are normal.

Contamination

There is no indication of any contamination in the fluid.

Fluid Condition

The condition of the fluid is acceptable for the time in service.

SAMPLE INFORMATION

method	limit/base	current	history1	history2	
Sample Number	Client Info	PCA0099921	PCA0095199	PCA0091083	
Sample Date	Client Info	05 Jun 2023	26 Mar 2023	22 Jan 2023	
Machine Age	mls	Client Info	333131	313219	294563
Oil Age	mls	Client Info	333131	313219	294563
Oil Changed	Client Info	Not Chngd	Not Chngd	Not Chngd	
Sample Status		NORMAL	NORMAL	NORMAL	

WEAR METALS

method	limit/base	current	history1	history2		
Iron	ppm	ASTM D5185m	>200	35	35	34
Chromium	ppm	ASTM D5185m	>10	<1	<1	<1
Nickel	ppm	ASTM D5185m		0	<1	<1
Titanium	ppm	ASTM D5185m		0	<1	<1
Silver	ppm	ASTM D5185m		0	0	0
Aluminum	ppm	ASTM D5185m	>50	3	4	1
Lead	ppm	ASTM D5185m	>50	0	0	<1
Copper	ppm	ASTM D5185m	>200	53	63	71
Tin	ppm	ASTM D5185m	>10	0	<1	<1
Vanadium	ppm	ASTM D5185m		0	0	<1
Cadmium	ppm	ASTM D5185m		0	0	0

ADDITIVES

method	limit/base	current	history1	history2		
Boron	ppm	ASTM D5185m	139	0	5	7
Barium	ppm	ASTM D5185m	1	0	0	0
Molybdenum	ppm	ASTM D5185m		0	2	1
Manganese	ppm	ASTM D5185m		6	6	6
Magnesium	ppm	ASTM D5185m	1	2	7	4
Calcium	ppm	ASTM D5185m	30	741	799	740
Phosphorus	ppm	ASTM D5185m	309	598	663	544
Zinc	ppm	ASTM D5185m	1	21	28	11
Sulfur	ppm	ASTM D5185m	1340	3885	4296	3874

CONTAMINANTS

method	limit/base	current	history1	history2		
Silicon	ppm	ASTM D5185m	>50	49	49	50
Sodium	ppm	ASTM D5185m		1	<1	2
Potassium	ppm	ASTM D5185m	>20	1	2	0

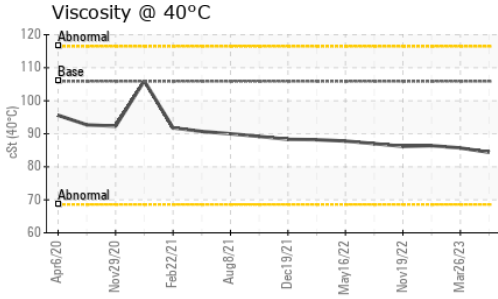
VISUAL

method	limit/base	current	history1	history2		
White Metal	scalar	*Visual	NONE	NONE	NONE	NONE
Yellow Metal	scalar	*Visual	NONE	NONE	NONE	NONE
Precipitate	scalar	*Visual	NONE	NONE	NONE	NONE
Silt	scalar	*Visual	NONE	NONE	NONE	NONE
Debris	scalar	*Visual	NONE	NONE	NONE	NONE
Sand/Dirt	scalar	*Visual	NONE	NONE	NONE	NONE
Appearance	scalar	*Visual	NORML	NORML	NORML	NORML
Odor	scalar	*Visual	NORML	NORML	NORML	NORML
Emulsified Water	scalar	*Visual	>0.1	NEG	NEG	NEG
Free Water	scalar	*Visual		NEG	NEG	NEG

FLUID PROPERTIES

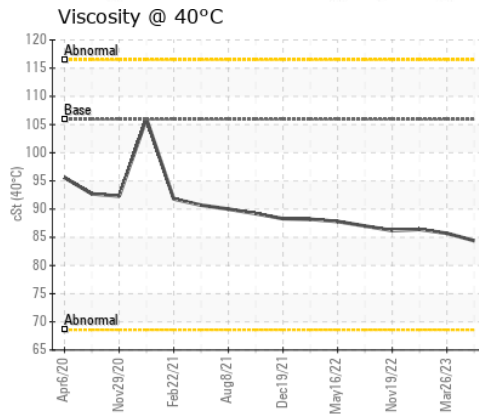
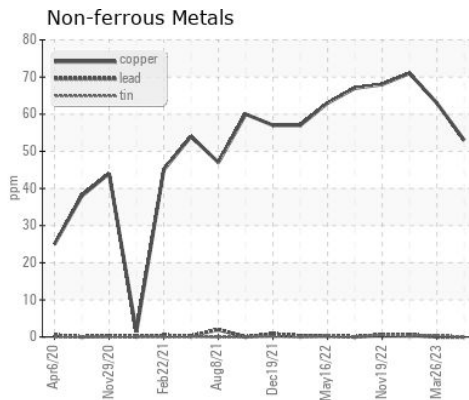
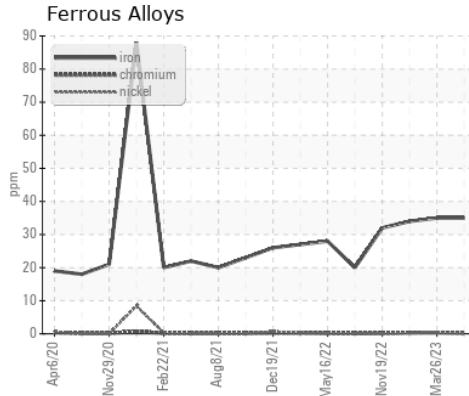
method	limit/base	current	history1	history2		
Visc @ 40°C	cSt	ASTM D445	105.9	84.4	85.7	86.4

OIL ANALYSIS REPORT



SAMPLE IMAGES	method	limit/base	current	history1	history2
Color			no image	no image	no image
Bottom			no image	no image	no image

GRAPHS



Certificate L2367

Laboratory : WearCheck USA - 501 Madison Ave., Cary, NC 27513
Sample No. : PCA0099921
Lab Number : 05931235
Unique Number : 10616506
Test Package : FLEET

PERDUE FARMS - GEORGETOWN
 20621 SAVANAH RD
 GEORGETOWN, DE
 US 19947
 Contact: ROBERT LOCKWOOD
 Robert.Lockwood@Perdue.com

To discuss this sample report, contact Customer Service at 1-800-237-1369.

* - Denotes test methods that are outside of the ISO 17025 scope of accreditation.

Statements of conformity to specifications are based on the simple acceptance decision rule (JCGM 106:2012)

T:
F: