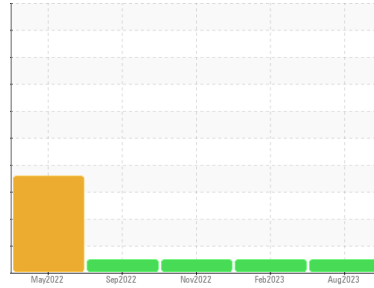


# OIL ANALYSIS REPORT

Sample Rating Trend



**NORMAL**



Machine Id  
**2126947**  
 Component  
**Diesel Engine**  
 Fluid  
**PETRO CANADA DURON SHP 10W30 (--- QTS)**

## DIAGNOSIS

### Recommendation

Resample at the next service interval to monitor. Please specify the component make and model with your next sample.

### Wear

Metal levels are typical for a new component breaking in.

### Contamination

There is no indication of any contamination in the oil.

### Fluid Condition

The BN result indicates that there is suitable alkalinity remaining in the oil. The condition of the oil is suitable for further service.

SAMPLE INFORMATION		method	limit/base	current	history1	history2
Sample Number	Client Info			<b>PCA0088728</b>	PCA0087225	PCA0076896
Sample Date	Client Info			<b>20 Aug 2023</b>	25 Feb 2023	19 Nov 2022
Machine Age	mls	Client Info		<b>40000</b>	40000	64104
Oil Age	mls	Client Info		<b>40000</b>	40000	20000
Oil Changed	Client Info			<b>Changed</b>	Changed	Not Changed
Sample Status				<b>NORMAL</b>	NORMAL	NORMAL

CONTAMINATION		method	limit/base	current	history1	history2
Fuel	WC Method	>5		<b>&lt;1.0</b>	<1.0	<1.0
Glycol	WC Method			<b>NEG</b>	NEG	NEG

WEAR METALS		method	limit/base	current	history1	history2
Iron	ppm	ASTM D5185m	>100	<b>34</b>	49	31
Chromium	ppm	ASTM D5185m	>20	<b>&lt;1</b>	1	<1
Nickel	ppm	ASTM D5185m	>4	<b>7</b>	2	<1
Titanium	ppm	ASTM D5185m		<b>2</b>	3	3
Silver	ppm	ASTM D5185m	>3	<b>0</b>	0	<1
Aluminum	ppm	ASTM D5185m	>20	<b>8</b>	23	21
Lead	ppm	ASTM D5185m	>40	<b>2</b>	2	2
Copper	ppm	ASTM D5185m	>330	<b>49</b>	109	159
Tin	ppm	ASTM D5185m	>15	<b>2</b>	4	4
Vanadium	ppm	ASTM D5185m		<b>0</b>	0	0
Cadmium	ppm	ASTM D5185m		<b>0</b>	0	0

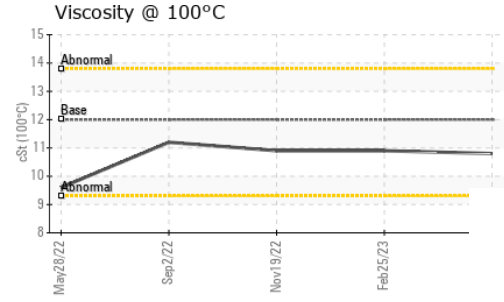
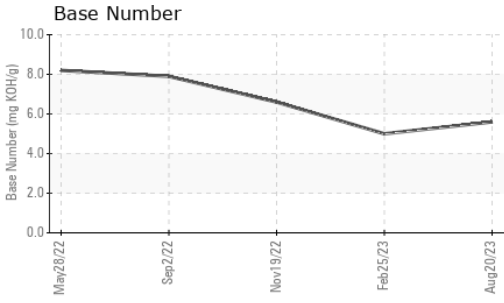
ADDITIVES		method	limit/base	current	history1	history2
Boron	ppm	ASTM D5185m	2	<b>0</b>	4	2
Barium	ppm	ASTM D5185m	0	<b>0</b>	2	0
Molybdenum	ppm	ASTM D5185m	50	<b>59</b>	54	58
Manganese	ppm	ASTM D5185m	0	<b>1</b>	2	2
Magnesium	ppm	ASTM D5185m	950	<b>846</b>	753	764
Calcium	ppm	ASTM D5185m	1050	<b>1106</b>	1216	1272
Phosphorus	ppm	ASTM D5185m	995	<b>827</b>	855	894
Zinc	ppm	ASTM D5185m	1180	<b>1140</b>	1095	1076
Sulfur	ppm	ASTM D5185m	2600	<b>2625</b>	2154	2773

CONTAMINANTS		method	limit/base	current	history1	history2
Silicon	ppm	ASTM D5185m	>25	<b>6</b>	11	9
Sodium	ppm	ASTM D5185m		<b>0</b>	4	4
Potassium	ppm	ASTM D5185m	>20	<b>26</b>	61	67

INFRA-RED		method	limit/base	current	history1	history2
Soot %	%	*ASTM D7844	>3	<b>0.4</b>	0.5	0.4
Nitration	Abs/cm	*ASTM D7624	>20	<b>9.2</b>	10.3	10.5
Sulfation	Abs/.1mm	*ASTM D7415	>30	<b>20.5</b>	22.8	23.4

FLUID DEGRADATION		method	limit/base	current	history1	history2
Oxidation	Abs/.1mm	*ASTM D7414	>25	<b>16.4</b>	18.0	18.6
Base Number (BN)	mg KOH/g	ASTM D2896		<b>5.6</b>	5.0	6.6

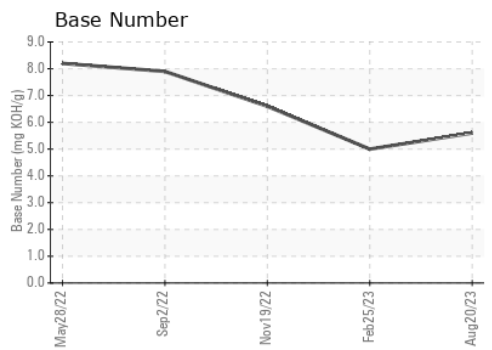
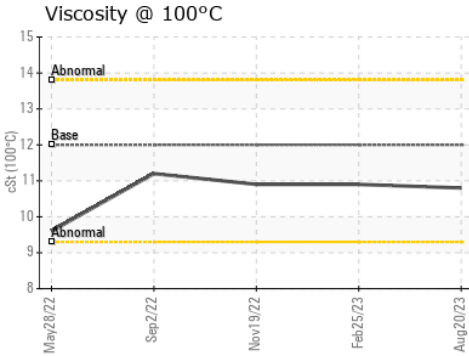
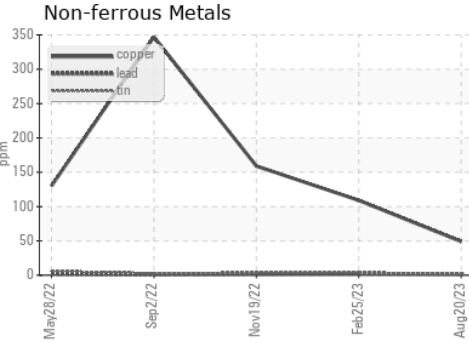
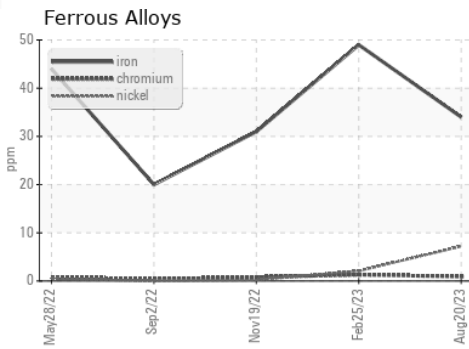
# OIL ANALYSIS REPORT



VISUAL	method	limit/base	current	history1	history2
White Metal	scalar	*Visual	NONE	NONE	NONE
Yellow Metal	scalar	*Visual	NONE	NONE	NONE
Precipitate	scalar	*Visual	NONE	NONE	NONE
Silt	scalar	*Visual	NONE	NONE	NONE
Debris	scalar	*Visual	NONE	NONE	NONE
Sand/Dirt	scalar	*Visual	NONE	NONE	NONE
Appearance	scalar	*Visual	NORML	NORML	NORML
Odor	scalar	*Visual	NORML	NORML	NORML
Emulsified Water	scalar	*Visual	>0.2	NEG	NEG
Free Water	scalar	*Visual		NEG	NEG

FLUID PROPERTIES	method	limit/base	current	history1	history2	
Visc @ 100°C	cSt	ASTM D445	12.00	<b>10.8</b>	10.9	10.9

## GRAPHS



**Laboratory** : WearCheck USA - 501 Madison Ave., Cary, NC 27513  
**Sample No.** : PCA0088728 **Received** : 23 Aug 2023  
**Lab Number** : **05932604** **Diagnosed** : 24 Aug 2023  
**Unique Number** : 10617875 **Diagnostician** : Wes Davis  
**Test Package** : FLEET

**PERDUE FARMS - SALISBURY**  
 7036 ZION CHURCH ROAD  
 SALISBURY, MD  
 US 21802  
 Contact: RICHARD O'NEAL  
 richard.oneal@perdue.com  
 T: (410)543-3628  
 F: (410)341-2164

To discuss this sample report, contact Customer Service at 1-800-237-1369.  
 \* - Denotes test methods that are outside of the ISO 17025 scope of accreditation.  
 Statements of conformity to specifications are based on the simple acceptance decision rule (JCGM 106:2012)