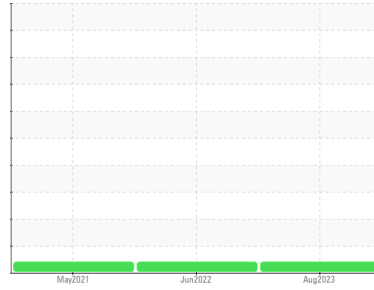


# PROBLEM SUMMARY

Sample Rating Trend



VISCOSITY



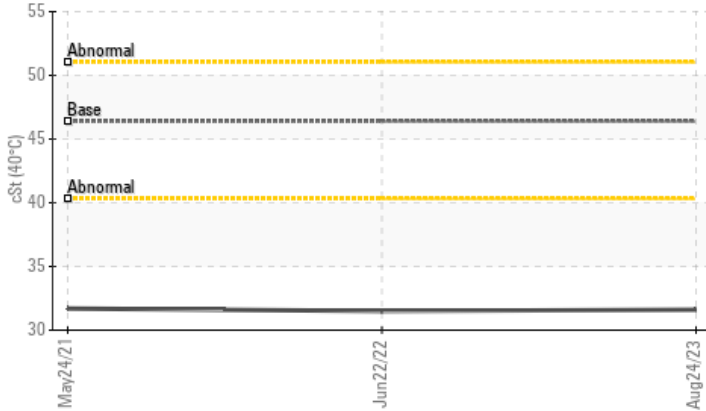
Machine Id  
**CINCINNATI 148**

Component  
**Hydraulic System**

Fluid  
**PETRO CANADA HYDREX AW 46 (40 GAL)**

## COMPONENT CONDITION SUMMARY

▲ Viscosity @ 40°C



## RECOMMENDATION

No corrective action is recommended at this time.  
Resample at the next service interval to monitor.

## PROBLEMATIC TEST RESULTS

Sample Status				ATTENTION	ATTENTION	ATTENTION
Visc @ 40°C	cSt	ASTM D445	46.4	▲ 31.6	▲ 31.5	▲ 31.7

Customer Id: TRELK  
Sample No.: PCA0104051  
Lab Number: 05935076  
Test Package: IND 1



To manage this report scan the QR code

To discuss the diagnosis or test data:  
Don Baldrige +1  
[don.b505@comcast.net](mailto:don.b505@comcast.net)

To change component or sample information:  
Customer Service +1 1-800-237-1369  
[customerservice@wearcheck.com](mailto:customerservice@wearcheck.com)

## RECOMMENDED ACTIONS

*There are no recommended actions for this sample.*

## HISTORICAL DIAGNOSIS

### 22 Jun 2022 Diag: Don Baldrige

#### VISCOSITY



No corrective action is recommended at this time. Resample at the next service interval to monitor. All component wear rates are normal. There is no indication of any contamination in the oil. Viscosity of sample indicates oil is within ISO 32 range, advise investigate. Confirm oil type.

view report



---

### 24 May 2021 Diag: Jonathan Hester

#### VISCOSITY



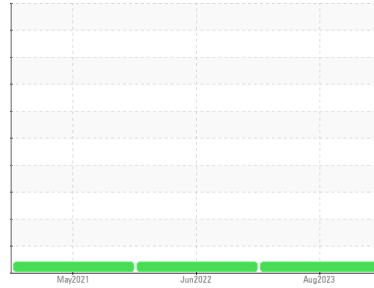
No corrective action is recommended at this time. Resample at the next service interval to monitor. All component wear rates are normal. There is no indication of any contamination in the oil. Viscosity of sample indicates oil is within ISO 32 range, advise investigate. Confirm oil type.

view report



# OIL ANALYSIS REPORT

Sample Rating Trend



**VISCOSITY**



Machine Id  
**CINCINNATI 148**

Component  
**Hydraulic System**

Fluid  
**PETRO CANADA HYDREX AW 46 (40 GAL)**

## DIAGNOSIS

### ▲ Recommendation

No corrective action is recommended at this time. Resample at the next service interval to monitor.

### Wear

All component wear rates are normal.

### Contamination

There is no indication of any contamination in the oil.

### ▲ Fluid Condition

Viscosity of sample indicates oil is within ISO 32 range, advise investigate. Confirm oil type.

## SAMPLE INFORMATION

	method	limit/base	current	history1	history2
Sample Number	Client Info		<b>PCA0104051</b>	PCA0076559	PCA0032702
Sample Date	Client Info		<b>24 Aug 2023</b>	22 Jun 2022	24 May 2021
Machine Age	hrs	Client Info	<b>0</b>	0	0
Oil Age	hrs	Client Info	<b>0</b>	4000	0
Oil Changed	Client Info		<b>Not Chngd</b>	Not Chngd	Not Chngd
Sample Status			<b>ATTENTION</b>	ATTENTION	ATTENTION

## WEAR METALS

	method	limit/base	current	history1	history2
Iron	ppm	ASTM D5185m >20	<b>0</b>	<1	<1
Chromium	ppm	ASTM D5185m >20	<b>0</b>	0	0
Nickel	ppm	ASTM D5185m >20	<b>0</b>	0	0
Titanium	ppm	ASTM D5185m	<b>0</b>	0	0
Silver	ppm	ASTM D5185m	<b>0</b>	0	<1
Aluminum	ppm	ASTM D5185m >20	<b>0</b>	0	0
Lead	ppm	ASTM D5185m >20	<b>0</b>	<1	0
Copper	ppm	ASTM D5185m >20	<b>&lt;1</b>	1	<1
Tin	ppm	ASTM D5185m >20	<b>0</b>	0	0
Antimony	ppm	ASTM D5185m	<b>---</b>	---	0
Vanadium	ppm	ASTM D5185m	<b>&lt;1</b>	0	0
Cadmium	ppm	ASTM D5185m	<b>0</b>	0	0

## ADDITIVES

	method	limit/base	current	history1	history2
Boron	ppm	ASTM D5185m 0	<b>0</b>	0	3
Barium	ppm	ASTM D5185m 0	<b>0</b>	0	0
Molybdenum	ppm	ASTM D5185m 0	<b>0</b>	0	0
Manganese	ppm	ASTM D5185m 0	<b>0</b>	0	0
Magnesium	ppm	ASTM D5185m 0	<b>89</b>	84	86
Calcium	ppm	ASTM D5185m 50	<b>20</b>	19	20
Phosphorus	ppm	ASTM D5185m 330	<b>290</b>	266	284
Zinc	ppm	ASTM D5185m 430	<b>339</b>	324	313
Sulfur	ppm	ASTM D5185m 760	<b>5123</b>	4267	3971

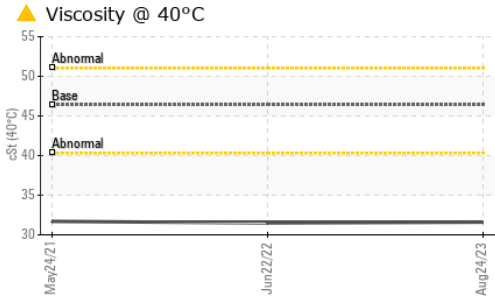
## CONTAMINANTS

	method	limit/base	current	history1	history2
Silicon	ppm	ASTM D5185m >15	<b>1</b>	2	1
Sodium	ppm	ASTM D5185m	<b>2</b>	0	2
Potassium	ppm	ASTM D5185m >20	<b>0</b>	1	0

## VISUAL

	method	limit/base	current	history1	history2
White Metal	scalar	*Visual NONE	<b>NONE</b>	NONE	NONE
Yellow Metal	scalar	*Visual NONE	<b>NONE</b>	NONE	NONE
Precipitate	scalar	*Visual NONE	<b>NONE</b>	NONE	NONE
Silt	scalar	*Visual NONE	<b>NONE</b>	NONE	NONE
Debris	scalar	*Visual NONE	<b>NONE</b>	NONE	VLITE
Sand/Dirt	scalar	*Visual NONE	<b>NONE</b>	NONE	NONE
Appearance	scalar	*Visual NORML	<b>NORML</b>	NORML	NORML
Odor	scalar	*Visual NORML	<b>NORML</b>	NORML	NORML
Emulsified Water	scalar	*Visual >0.05	<b>NEG</b>	NEG	NEG
Free Water	scalar	*Visual	<b>NEG</b>	NEG	NEG

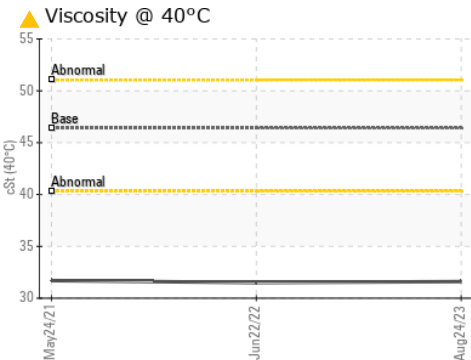
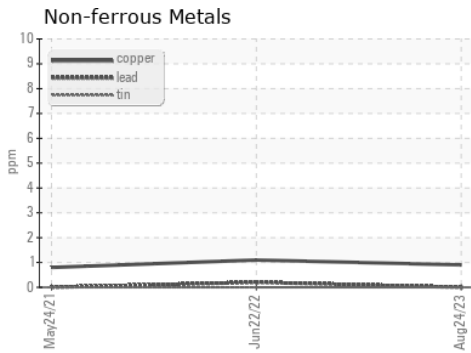
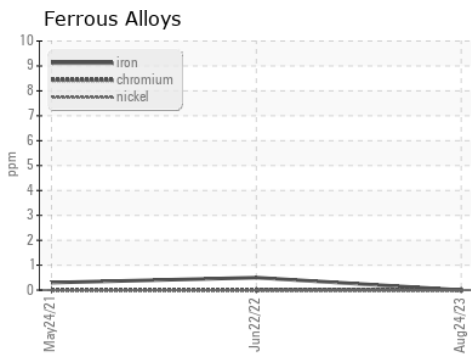
# OIL ANALYSIS REPORT



FLUID PROPERTIES		method	limit/base	current	history1	history2
Visc @ 40°C	cSt	ASTM D445	46.4	▲ 31.6	▲ 31.5	▲ 31.7

SAMPLE IMAGES		method	limit/base	current	history1	history2
Color					no image	
Bottom					no image	

## GRAPHS



Certificate L2367

**Laboratory** : WearCheck USA - 501 Madison Ave., Cary, NC 27513  
**Sample No.** : PCA0104051 **Received** : 25 Aug 2023  
**Lab Number** : 05935076 **Diagnosed** : 28 Aug 2023  
**Unique Number** : 10620347 **Diagnostician** : Don Baldrige  
**Test Package** : IND 1

To discuss this sample report, contact Customer Service at 1-800-237-1369.

\* - Denotes test methods that are outside of the ISO 17025 scope of accreditation.

Statements of conformity to specifications are based on the simple acceptance decision rule (JCGM 106:2012)

**TREND TECHNOLOGIES**  
 737 FARGO AVE  
 ELK GROVE VILLAGE, IL  
 US 60007  
 Contact: ROB GABL  
 rgabl@trendtechnologies.com

T:  
F: