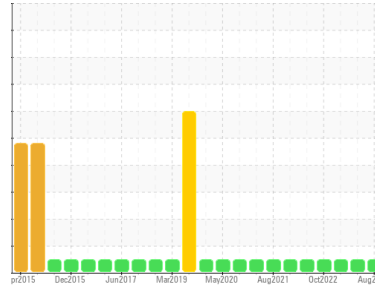


OIL ANALYSIS REPORT



Area
KEMP QUARRIES / PRYOR STONE [65253]
Machine Id
OHT078
Component
Rear Differential
Fluid
PETRO CANADA PRODURO TO-4 SAE 50 (--- GAL)

Sample Rating Trend



NORMAL



DIAGNOSIS

Recommendation

Resample at the next service interval to monitor. (Customer Sample Comment: Pm2 performed. All oil samples taken. Engine oil, transmission oil, and all filters changed.)

Wear

All component wear rates are normal.

Contamination

There is no indication of any contamination in the oil.

Fluid Condition

The condition of the oil is acceptable for the time in service.

SAMPLE INFORMATION

	method	limit/base	current	history1	history2
Sample Number	Client Info		PCA0084244	PCA0083997	PCA0070557
Sample Date	Client Info		11 Aug 2023	22 May 2023	17 Feb 2023
Machine Age	hrs	Client Info	24182	33716	33140
Oil Age	hrs	Client Info	1042	576	1976
Oil Changed	Client Info		Oil Added	Oil Added	Changed
Sample Status			NORMAL	NORMAL	NORMAL

WEAR METALS

	method	limit/base	current	history1	history2
Iron	ppm	ASTM D5185m >500	94	40	97
Chromium	ppm	ASTM D5185m >3	<1	<1	<1
Nickel	ppm	ASTM D5185m >3	0	<1	<1
Titanium	ppm	ASTM D5185m >2	<1	<1	<1
Silver	ppm	ASTM D5185m >2	0	0	0
Aluminum	ppm	ASTM D5185m >30	4	2	2
Lead	ppm	ASTM D5185m >13	<1	1	2
Copper	ppm	ASTM D5185m >103	8	4	11
Tin	ppm	ASTM D5185m >5	<1	<1	<1
Vanadium	ppm	ASTM D5185m	0	0	0
Cadmium	ppm	ASTM D5185m	0	0	0

ADDITIVES

	method	limit/base	current	history1	history2
Boron	ppm	ASTM D5185m 2	0	0	1
Barium	ppm	ASTM D5185m 0	0	2	0
Molybdenum	ppm	ASTM D5185m 0	0	<1	<1
Manganese	ppm	ASTM D5185m 0	1	<1	<1
Magnesium	ppm	ASTM D5185m 9	18	16	16
Calcium	ppm	ASTM D5185m 3114	3225	3256	2483
Phosphorus	ppm	ASTM D5185m 1099	986	991	879
Zinc	ppm	ASTM D5185m 1245	1224	1226	1067
Sulfur	ppm	ASTM D5185m 7086	4748	4627	5323

CONTAMINANTS

	method	limit/base	current	history1	history2
Silicon	ppm	ASTM D5185m >100	18	18	9
Sodium	ppm	ASTM D5185m	2	0	2
Potassium	ppm	ASTM D5185m >20	0	2	<1

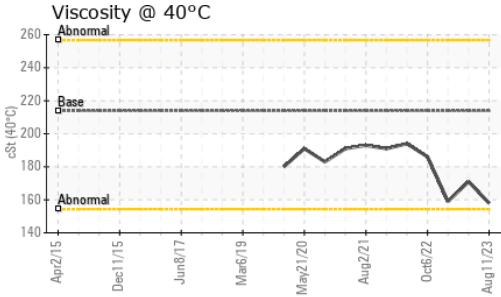
VISUAL

	method	limit/base	current	history1	history2
White Metal	scalar	*Visual NONE	MODER	NONE	MODER
Yellow Metal	scalar	*Visual NONE	NONE	NONE	NONE
Precipitate	scalar	*Visual NONE	NONE	NONE	NONE
Silt	scalar	*Visual NONE	NONE	MODER	NONE
Debris	scalar	*Visual NONE	NONE	NONE	NONE
Sand/Dirt	scalar	*Visual NONE	NONE	NONE	NONE
Appearance	scalar	*Visual NORML	NORML	NORML	NORML
Odor	scalar	*Visual NORML	NORML	NORML	NORML
Emulsified Water	scalar	*Visual >.2	NEG	NEG	NEG
Free Water	scalar	*Visual	NEG	NEG	NEG

FLUID PROPERTIES

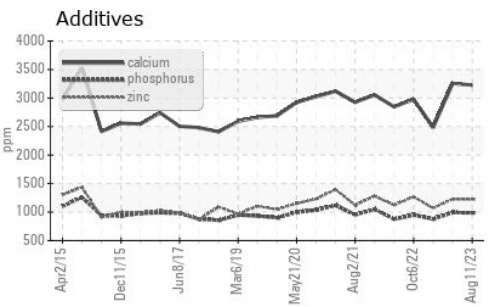
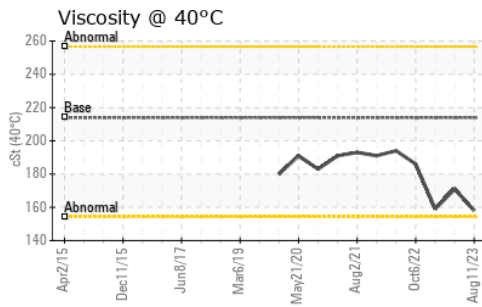
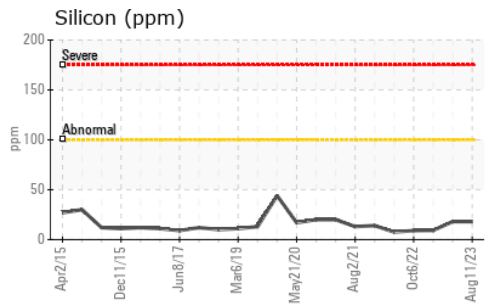
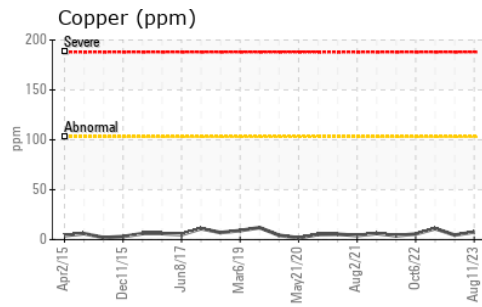
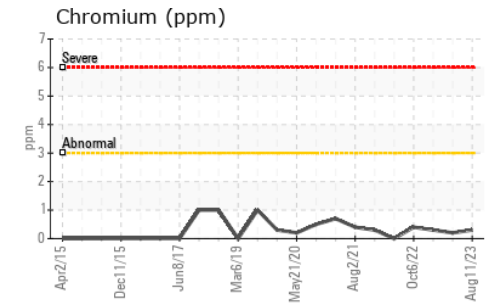
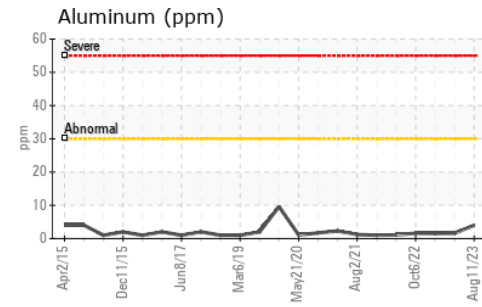
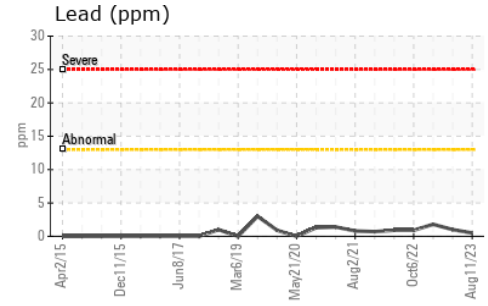
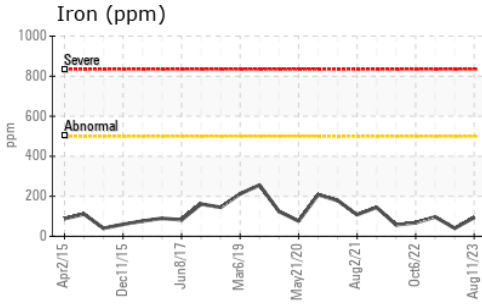
	method	limit/base	current	history1	history2
Visc @ 40°C	cSt	ASTM D445 213.9	158	171	159

OIL ANALYSIS REPORT



SAMPLE IMAGES	method	limit/base	current	history1	history2
Color			no image	no image	no image
Bottom			no image	no image	no image

GRAPHS



Certificate L2367

Laboratory : WearCheck USA - 501 Madison Ave., Cary, NC 27513
Sample No. : PCA0084244 **Received** : 25 Aug 2023
Lab Number : 05935705 **Diagnosed** : 28 Aug 2023
Unique Number : 10620976 **Diagnostician** : Don Baldrige
Test Package : MOB 1

Kemp Quarries - Pryor Stone - Pryor
 1050 E 520 Rd
 Pryor, OK
 US 74361
 Contact:
 pryor@pryorstone.com

To discuss this sample report, contact Customer Service at 1-800-237-1369.

* - Denotes test methods that are outside of the ISO 17025 scope of accreditation.

Statements of conformity to specifications are based on the simple acceptance decision rule (JCGM 106:2012)

T:
F: