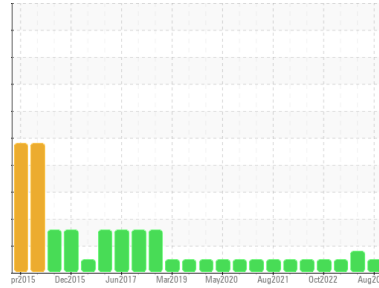


OIL ANALYSIS REPORT



Area
KEMP QUARRIES / PRYOR STONE [65253]
Machine Id
OHT078
Component
Hydraulic System
Fluid
PETRO CANADA HYDREX AW 68 (--- GAL)

Sample Rating Trend



NORMAL



DIAGNOSIS

Recommendation

Resample at the next service interval to monitor. (Customer Sample Comment: Pm2 performed. All oil samples taken. Engine oil, transmission oil, and all filters changed.)

Wear

All component wear rates are normal.

Contamination

There is no indication of any contamination in the oil.

Fluid Condition

The condition of the oil is acceptable for the time in service.

SAMPLE INFORMATION

	method	limit/base	current	history1	history2
Sample Number	Client Info		PCA0084243	PCA0084001	PCA0070555
Sample Date	Client Info		11 Aug 2023	22 May 2023	17 Feb 2023
Machine Age	hrs	Client Info	34182	33716	33140
Oil Age	hrs	Client Info	1042	576	1976
Oil Changed	Client Info		Oil Added	Oil Added	Changed
Sample Status			NORMAL	ABNORMAL	NORMAL

WEAR METALS

	method	limit/base	current	history1	history2
Iron	ppm	ASTM D5185m >20	5	6	13
Chromium	ppm	ASTM D5185m >10	0	0	<1
Nickel	ppm	ASTM D5185m >10	0	<1	1
Titanium	ppm	ASTM D5185m	0	0	0
Silver	ppm	ASTM D5185m	0	0	0
Aluminum	ppm	ASTM D5185m >10	3	0	1
Lead	ppm	ASTM D5185m >10	0	0	0
Copper	ppm	ASTM D5185m >75	<1	1	7
Tin	ppm	ASTM D5185m >10	0	0	<1
Vanadium	ppm	ASTM D5185m	0	0	0
Cadmium	ppm	ASTM D5185m	0	0	0

ADDITIVES

	method	limit/base	current	history1	history2
Boron	ppm	ASTM D5185m 0	0	0	1
Barium	ppm	ASTM D5185m 0	0	2	0
Molybdenum	ppm	ASTM D5185m 0	3	3	2
Manganese	ppm	ASTM D5185m 0	<1	0	<1
Magnesium	ppm	ASTM D5185m 0	60	40	23
Calcium	ppm	ASTM D5185m 50	145	106	127
Phosphorus	ppm	ASTM D5185m 330	410	361	364
Zinc	ppm	ASTM D5185m 430	528	467	436
Sulfur	ppm	ASTM D5185m 760	1217	937	1096

CONTAMINANTS

	method	limit/base	current	history1	history2
Silicon	ppm	ASTM D5185m >20	1	1	4
Sodium	ppm	ASTM D5185m	0	0	2
Potassium	ppm	ASTM D5185m >20	0	1	<1

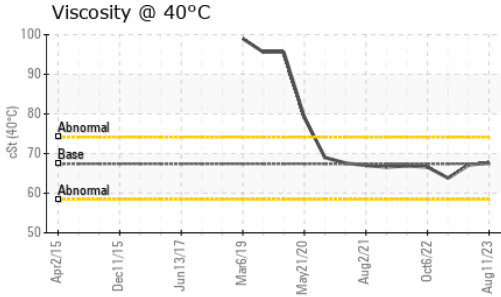
VISUAL

	method	limit/base	current	history1	history2
White Metal	scalar	*Visual NONE	NONE	NONE	NONE
Yellow Metal	scalar	*Visual NONE	NONE	NONE	NONE
Precipitate	scalar	*Visual NONE	NONE	NONE	NONE
Silt	scalar	*Visual NONE	NONE	▲ MODER	NONE
Debris	scalar	*Visual NONE	NONE	NONE	NONE
Sand/Dirt	scalar	*Visual NONE	NONE	NONE	NONE
Appearance	scalar	*Visual NORML	NORML	NORML	NORML
Odor	scalar	*Visual NORML	NORML	NORML	NORML
Emulsified Water	scalar	*Visual >0.1	NEG	NEG	NEG
Free Water	scalar	*Visual	NEG	NEG	NEG

FLUID PROPERTIES

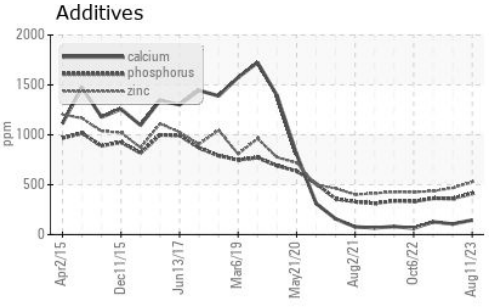
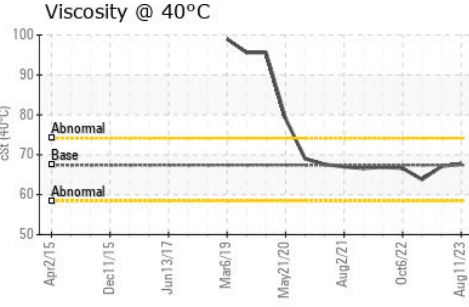
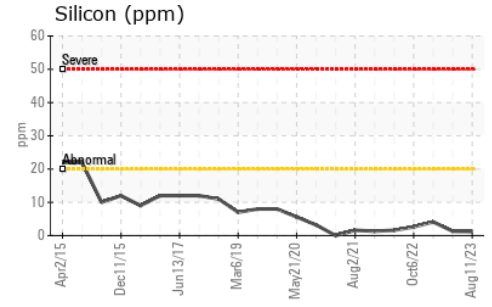
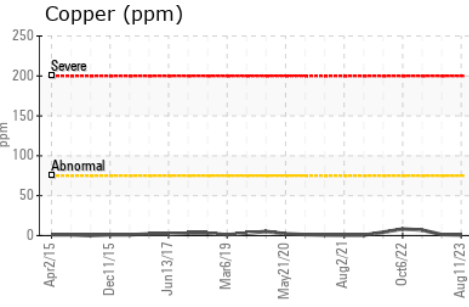
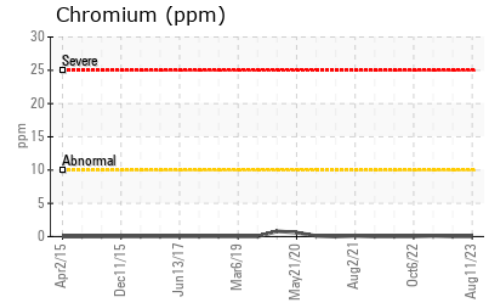
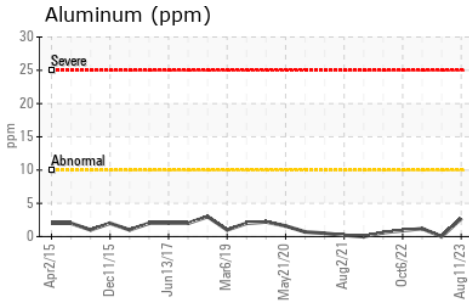
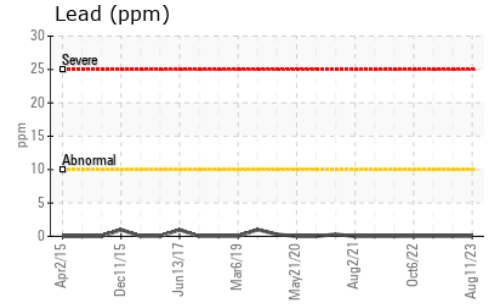
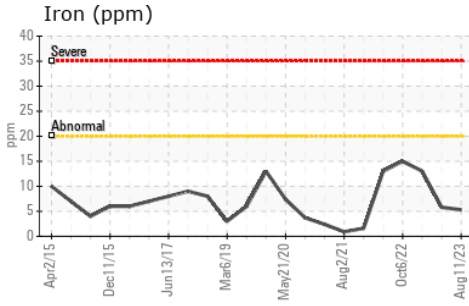
	method	limit/base	current	history1	history2
Visc @ 40°C	cSt	ASTM D445 67.4	67.7	67.1	63.8

OIL ANALYSIS REPORT



SAMPLE IMAGES	method	limit/base	current	history1	history2
Color			no image	no image	no image
Bottom			no image	no image	no image

GRAPHS



Certificate L2367

Laboratory : WearCheck USA - 501 Madison Ave., Cary, NC 27513
Sample No. : PCA0084243
Lab Number : 05935801
Unique Number : 10621072
Test Package : MOB 1

Kemp Quarries - Pryor Stone - Pryor
 1050 E 520 Rd
 Pryor, OK
 US 74361
 Contact:
 pryor@pryorstone.com
 T:
 F:

To discuss this sample report, contact Customer Service at 1-800-237-1369.

* - Denotes test methods that are outside of the ISO 17025 scope of accreditation.

Statements of conformity to specifications are based on the simple acceptance decision rule (JCGM 106:2012)