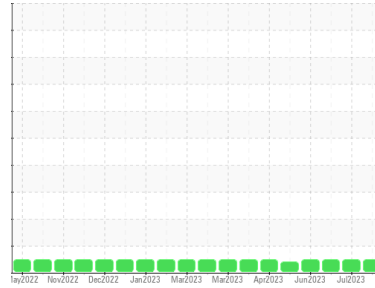




OIL ANALYSIS REPORT

Sample Rating Trend

NORMAL



Machine Id
725004

Component
Transmission (Auto)

Fluid
PETRO CANADA DuraDrive HD Synthetic 668 (--- QTS)

DIAGNOSIS

Recommendation

Resample at the next service interval to monitor.

Wear

All component wear rates are normal.

Contamination

There is no indication of any contamination in the oil.

Fluid Condition

The condition of the oil is acceptable for the time in service.

SAMPLE INFORMATION

method	limit/base	current	history1	history2
Sample Number	Client Info	GFL0091384	GFL0086146	GFL0086126
Sample Date	Client Info	28 Aug 2023	25 Jul 2023	10 Jul 2023
Machine Age	hrs	9508	9248	9136
Oil Age	hrs	9508	1535	1423
Oil Changed	Client Info	Not Changed	Not Changd	Not Changed
Sample Status		NORMAL	NORMAL	NORMAL

WEAR METALS

method	limit/base	current	history1	history2	
Iron	ppm	ASTM D5185m >160	76	80	76
Chromium	ppm	ASTM D5185m >5	<1	<1	<1
Nickel	ppm	ASTM D5185m >5	0	0	0
Titanium	ppm	ASTM D5185m	0	0	0
Silver	ppm	ASTM D5185m >5	0	0	0
Aluminum	ppm	ASTM D5185m >50	32	31	31
Lead	ppm	ASTM D5185m >50	1	<1	2
Copper	ppm	ASTM D5185m >225	11	12	12
Tin	ppm	ASTM D5185m >10	2	2	2
Vanadium	ppm	ASTM D5185m	0	0	0
Cadmium	ppm	ASTM D5185m	0	0	0

ADDITIVES

method	limit/base	current	history1	history2	
Boron	ppm	ASTM D5185m	66	67	69
Barium	ppm	ASTM D5185m	0	0	0
Molybdenum	ppm	ASTM D5185m	0	<1	<1
Manganese	ppm	ASTM D5185m	1	1	1
Magnesium	ppm	ASTM D5185m	2	6	0
Calcium	ppm	ASTM D5185m	122	140	123
Phosphorus	ppm	ASTM D5185m	222	238	214
Zinc	ppm	ASTM D5185m	0	14	0
Sulfur	ppm	ASTM D5185m	2028	2061	1962

CONTAMINANTS

method	limit/base	current	history1	history2	
Silicon	ppm	ASTM D5185m >20	9	10	9
Sodium	ppm	ASTM D5185m	5	6	6
Potassium	ppm	ASTM D5185m >20	2	<1	3

VISUAL

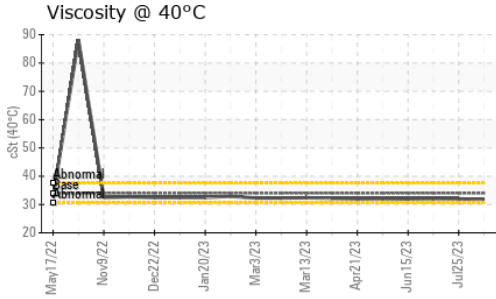
method	limit/base	current	history1	history2	
White Metal	scalar	*Visual NONE	NONE	NONE	NONE
Yellow Metal	scalar	*Visual NONE	NONE	NONE	NONE
Precipitate	scalar	*Visual NONE	NONE	NONE	NONE
Silt	scalar	*Visual NONE	NONE	NONE	NONE
Debris	scalar	*Visual NONE	NONE	NONE	NONE
Sand/Dirt	scalar	*Visual NONE	NONE	NONE	NONE
Appearance	scalar	*Visual NORML	NORML	NORML	NORML
Odor	scalar	*Visual NORML	NORML	NORML	NORML
Emulsified Water	scalar	*Visual >0.1	NEG	NEG	NEG
Free Water	scalar	*Visual	NEG	NEG	NEG

FLUID PROPERTIES

method	limit/base	current	history1	history2	
Visc @ 40°C	cSt	ASTM D445 34	31.8	32.0	32.1

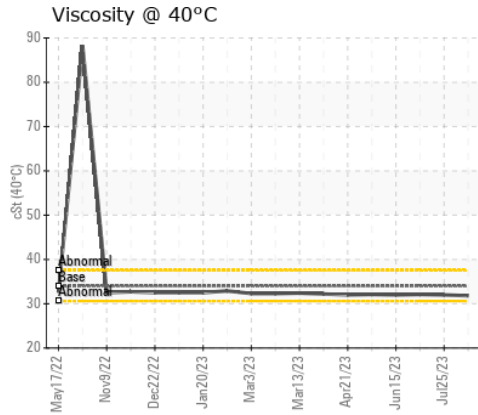
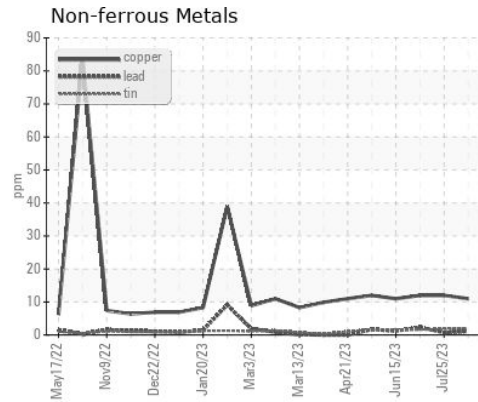
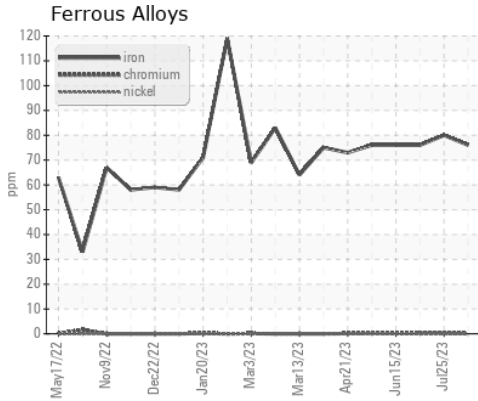


OIL ANALYSIS REPORT



SAMPLE IMAGES	method	limit/base	current	history1	history2
Color			no image	no image	no image
Bottom			no image	no image	no image

GRAPHS



Certificate L2367

Laboratory : WearCheck USA - 501 Madison Ave., Cary, NC 27513
Sample No. : GFL0091384
Lab Number : 05939404
Unique Number : 10630016
Test Package : FLEET

GFL Environmental - 010 - Stockbridge
 1280 Rum Creek Parkway
 Stockbridge, GA
 US 30281
 Contact: JOSHUA TINKER
 joshuatinker@gflenv.com

To discuss this sample report, contact Customer Service at 1-800-237-1369.

* - Denotes test methods that are outside of the ISO 17025 scope of accreditation.

Statements of conformity to specifications are based on the simple acceptance decision rule (JCGM 106:2012)

T:
F: