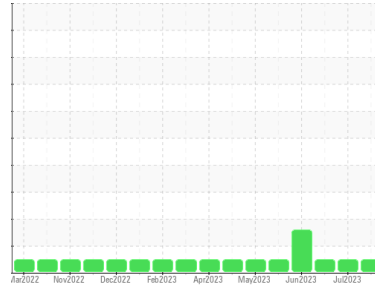




OIL ANALYSIS REPORT

Sample Rating Trend



NORMAL



Machine Id
912066

Component
Natural Gas Engine

Fluid
PETRO CANADA DURON GEO LD 15W40 (--- GAL)

DIAGNOSIS

Recommendation

Resample at the next service interval to monitor.

Wear

All component wear rates are normal.

Contamination

There is no indication of any contamination in the oil.

Fluid Condition

The BN result indicates that there is suitable alkalinity remaining in the oil. The condition of the oil is suitable for further service.

SAMPLE INFORMATION

	method	limit/base	current	history1	history2
Sample Number	Client Info		GFL0090694	GFL0087224	GFL0087214
Sample Date	Client Info		30 Aug 2023	31 Jul 2023	07 Jul 2023
Machine Age	hrs	Client Info	4298	4098	3940
Oil Age	hrs	Client Info	0	0	0
Oil Changed	Client Info		Not Changed	Not Changed	Not Changed
Sample Status			NORMAL	NORMAL	NORMAL

WEAR METALS

	method	limit/base	current	history1	history2
Iron	ppm	ASTM D5185m >50	5	4	3
Chromium	ppm	ASTM D5185m >4	<1	0	<1
Nickel	ppm	ASTM D5185m >2	<1	0	<1
Titanium	ppm	ASTM D5185m	0	<1	<1
Silver	ppm	ASTM D5185m >3	0	0	0
Aluminum	ppm	ASTM D5185m >9	4	4	3
Lead	ppm	ASTM D5185m >30	0	<1	<1
Copper	ppm	ASTM D5185m >35	<1	1	<1
Tin	ppm	ASTM D5185m >4	<1	0	0
Vanadium	ppm	ASTM D5185m	0	<1	<1
Cadmium	ppm	ASTM D5185m	0	0	<1

ADDITIVES

	method	limit/base	current	history1	history2
Boron	ppm	ASTM D5185m 50	10	11	19
Barium	ppm	ASTM D5185m 5	0	0	0
Molybdenum	ppm	ASTM D5185m 50	60	49	49
Manganese	ppm	ASTM D5185m 0	<1	<1	<1
Magnesium	ppm	ASTM D5185m 560	621	562	540
Calcium	ppm	ASTM D5185m 1510	1641	1535	1535
Phosphorus	ppm	ASTM D5185m 780	732	722	689
Zinc	ppm	ASTM D5185m 870	974	898	890
Sulfur	ppm	ASTM D5185m 2040	2906	2665	2781

CONTAMINANTS

	method	limit/base	current	history1	history2
Silicon	ppm	ASTM D5185m >+100	7	6	4
Sodium	ppm	ASTM D5185m	4	4	3
Potassium	ppm	ASTM D5185m >20	0	0	2

INFRA-RED

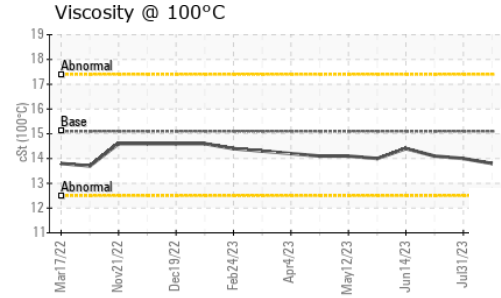
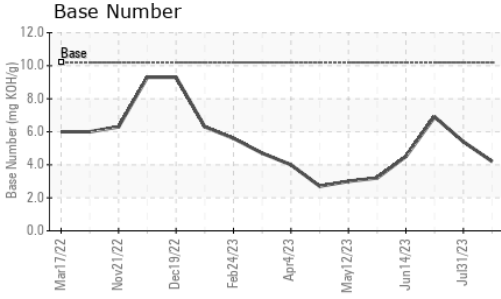
	method	limit/base	current	history1	history2
Soot %	%	*ASTM D7844	0	0.1	0.1
Nitration	Abs/cm	*ASTM D7624 >20	10.0	9.8	9.2
Sulfation	Abs/.1mm	*ASTM D7415 >30	20.9	19.9	20.2

FLUID DEGRADATION

	method	limit/base	current	history1	history2
Oxidation	Abs/.1mm	*ASTM D7414 >25	17.5	16.6	16.7
Base Number (BN)	mg KOH/g	ASTM D2896 10.2	4.2	5.4	6.9



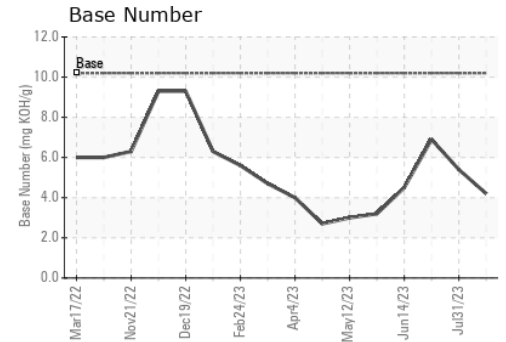
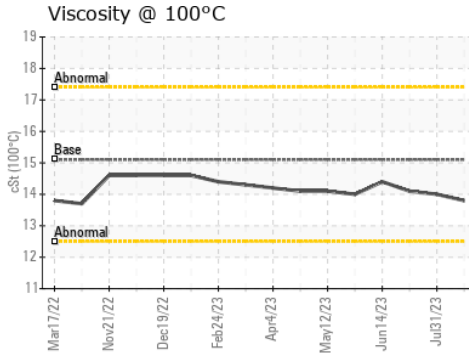
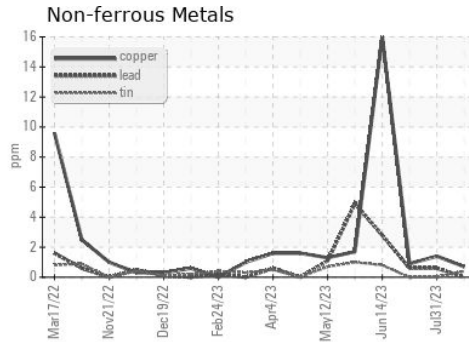
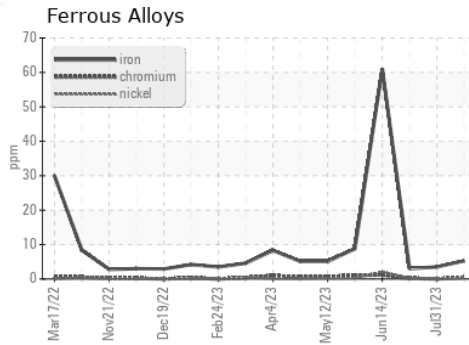
OIL ANALYSIS REPORT



VISUAL	method	limit/base	current	history1	history2
White Metal	scalar	*Visual	NONE	NONE	NONE
Yellow Metal	scalar	*Visual	NONE	NONE	NONE
Precipitate	scalar	*Visual	NONE	NONE	NONE
Silt	scalar	*Visual	NONE	NONE	NONE
Debris	scalar	*Visual	NONE	NONE	NONE
Sand/Dirt	scalar	*Visual	NONE	NONE	NONE
Appearance	scalar	*Visual	NORML	NORML	NORML
Odor	scalar	*Visual	NORML	NORML	NORML
Emulsified Water	scalar	*Visual	>0.1	NEG	NEG
Free Water	scalar	*Visual		NEG	NEG

FLUID PROPERTIES	method	limit/base	current	history1	history2
Visc @ 100°C	cSt	ASTM D445	15.1	13.8	14.0

GRAPHS



Certificate L2367

Laboratory : WearCheck USA - 501 Madison Ave., Cary, NC 27513
 Sample No. : GFL0090694
 Lab Number : 05940557
 Unique Number : 10631169
 Test Package : FLEET

GFL Environmental - 836 - Kansas City Hauling
 7801 East Truman Road
 Kansas City, MO
 US 64126
 Contact: Robert Hart
 rhart@gflenv.com
 T: (580)461-1509
 F:

To discuss this sample report, contact Customer Service at 1-800-237-1369.

* - Denotes test methods that are outside of the ISO 17025 scope of accreditation.

Statements of conformity to specifications are based on the simple acceptance decision rule (JCGM 106:2012)