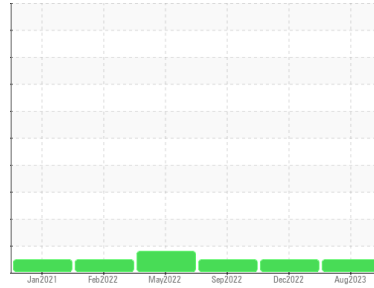


OIL ANALYSIS REPORT

Sample Rating Trend



NORMAL



Machine Id
2026788

Component
Pump Hydraulic System

Fluid
PETRO CANADA HYDREX MV 36 (--- GAL)

DIAGNOSIS

Recommendation

Resample at the next service interval to monitor.

Wear

All component wear rates are normal.

Contamination

There is no indication of any contamination in the fluid.

Fluid Condition

The condition of the fluid is acceptable for the time in service.

SAMPLE INFORMATION

method	limit/base	current	history1	history2	
Sample Number	Client Info	PCA0101178	PCA0076910	PCA0079865	
Sample Date	Client Info	25 Aug 2023	17 Dec 2022	24 Sep 2022	
Machine Age	mls	Client Info	272732	0	219787
Oil Age	mls	Client Info	40000	0	100000
Oil Changed	Client Info	Not Changed	Not Changed	Not Changed	
Sample Status		NORMAL	NORMAL	NORMAL	

WEAR METALS

method	limit/base	current	history1	history2	
Iron	ppm	ASTM D5185m >20	4	5	0
Chromium	ppm	ASTM D5185m >20	0	0	0
Nickel	ppm	ASTM D5185m >20	0	0	0
Titanium	ppm	ASTM D5185m	<1	<1	<1
Silver	ppm	ASTM D5185m	0	0	0
Aluminum	ppm	ASTM D5185m >20	<1	<1	0
Lead	ppm	ASTM D5185m >20	0	0	0
Copper	ppm	ASTM D5185m >20	2	2	0
Tin	ppm	ASTM D5185m >20	<1	0	0
Vanadium	ppm	ASTM D5185m	<1	0	0
Cadmium	ppm	ASTM D5185m	<1	0	0

ADDITIVES

method	limit/base	current	history1	history2	
Boron	ppm	ASTM D5185m 0	<1	4	<1
Barium	ppm	ASTM D5185m 0	0	0	0
Molybdenum	ppm	ASTM D5185m 0	2	2	<1
Manganese	ppm	ASTM D5185m 1	<1	<1	0
Magnesium	ppm	ASTM D5185m 0	20	17	9
Calcium	ppm	ASTM D5185m 135	159	153	72
Phosphorus	ppm	ASTM D5185m 236	371	349	310
Zinc	ppm	ASTM D5185m 317	499	450	416
Sulfur	ppm	ASTM D5185m 561	1759	1779	1117

CONTAMINANTS

method	limit/base	current	history1	history2	
Silicon	ppm	ASTM D5185m >15	3	3	<1
Sodium	ppm	ASTM D5185m	1	0	0
Potassium	ppm	ASTM D5185m >20	<1	<1	<1

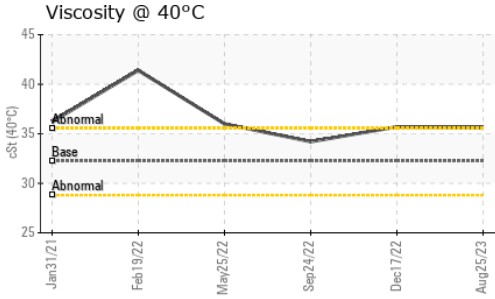
VISUAL

method	limit/base	current	history1	history2	
White Metal	scalar	*Visual NONE	NONE	NONE	NONE
Yellow Metal	scalar	*Visual NONE	NONE	NONE	NONE
Precipitate	scalar	*Visual NONE	NONE	NONE	NONE
Silt	scalar	*Visual NONE	NONE	NONE	NONE
Debris	scalar	*Visual NONE	NONE	NONE	NONE
Sand/Dirt	scalar	*Visual NONE	NONE	NONE	NONE
Appearance	scalar	*Visual NORML	NORML	NORML	NORML
Odor	scalar	*Visual NORML	NORML	NORML	NORML
Emulsified Water	scalar	*Visual >0.05	NEG	NEG	NEG
Free Water	scalar	*Visual	NEG	NEG	NEG

FLUID PROPERTIES

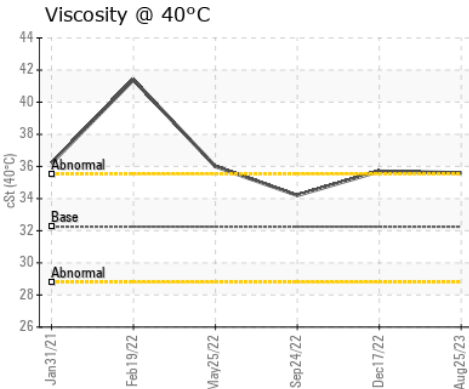
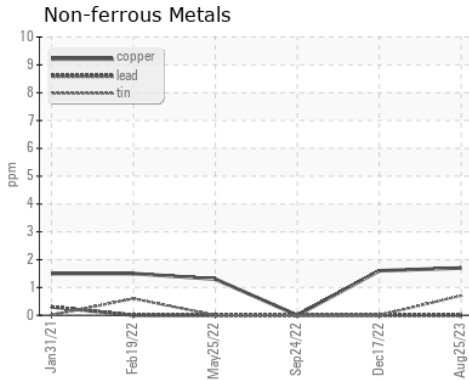
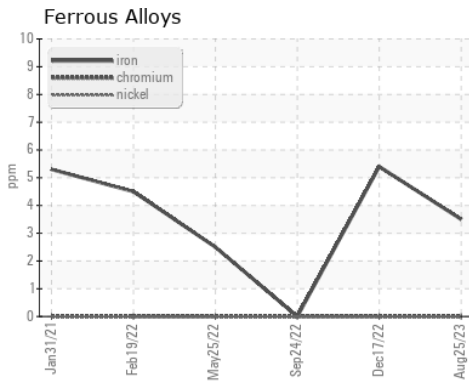
method	limit/base	current	history1	history2	
Visc @ 40°C	cSt	ASTM D445 32.25	35.6	35.7	34.2

OIL ANALYSIS REPORT



SAMPLE IMAGES	method	limit/base	current	history1	history2
Color			no image	no image	
Bottom			no image	no image	

GRAPHS



Certificate L2367

Laboratory : WearCheck USA - 501 Madison Ave., Cary, NC 27513
Sample No. : PCA0101178
Lab Number : 05941064
Unique Number : 10631676
Test Package : FLEET

Received : 01 Sep 2023
Diagnosed : 06 Sep 2023
Diagnostician : Don Baldrige

PERDUE FARMS - SALISBURY
 7036 ZION CHURCH ROAD
 SALISBURY, MD
 US 21802
 Contact: RICHARD O'NEAL
 richard.oneal@perdue.com
 T: (410)543-3628
 F: (410)341-2164

To discuss this sample report, contact Customer Service at 1-800-237-1369.
 * - Denotes test methods that are outside of the ISO 17025 scope of accreditation.
 Statements of conformity to specifications are based on the simple acceptance decision rule (JCGM 106:2012)