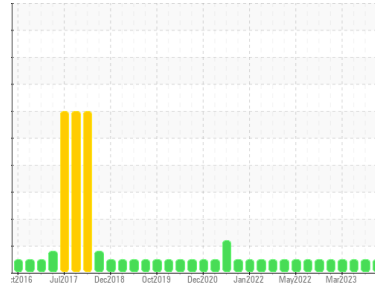


OIL ANALYSIS REPORT

Sample Rating Trend



NORMAL



Area
KEMP QUARRIES / RIVER VALLEY OZARK
Machine Id
WL112
Component
Transmission (Manual)
Fluid
PETRO CANADA PRODURO TO-4 SAE 30 (--- GAL)

DIAGNOSIS

Recommendation

Resample at the next service interval to monitor.

Wear

All component wear rates are normal.

Contamination

There is no indication of any contamination in the fluid.

Fluid Condition

The condition of the fluid is acceptable for the time in service.

SAMPLE INFORMATION

method	limit/base	current	history1	history2
Sample Number	Client Info	PCA0069732	PCA0069765	PCA0084572
Sample Date	Client Info	25 Aug 2023	05 Jul 2023	10 May 2023
Machine Age	hrs	34674	34304	33945
Oil Age	hrs	31552	31552	31552
Oil Changed	Client Info	N/A	N/A	N/A
Sample Status		NORMAL	NORMAL	NORMAL

WEAR METALS

method	limit/base	current	history1	history2	
Iron	ppm	ASTM D5185m >200	6	8	8
Chromium	ppm	ASTM D5185m >5	<1	<1	0
Nickel	ppm	ASTM D5185m >5	0	<1	0
Titanium	ppm	ASTM D5185m	<1	0	0
Silver	ppm	ASTM D5185m >7	0	0	0
Aluminum	ppm	ASTM D5185m >25	<1	2	2
Lead	ppm	ASTM D5185m >45	0	0	0
Copper	ppm	ASTM D5185m >225	6	10	10
Tin	ppm	ASTM D5185m >10	0	0	0
Vanadium	ppm	ASTM D5185m	<1	0	0
Cadmium	ppm	ASTM D5185m	0	0	0

ADDITIVES

method	limit/base	current	history1	history2	
Boron	ppm	ASTM D5185m 2	8	2	4
Barium	ppm	ASTM D5185m 0	0	0	0
Molybdenum	ppm	ASTM D5185m 0	4	3	2
Manganese	ppm	ASTM D5185m 9	<1	<1	0
Magnesium	ppm	ASTM D5185m 1	40	32	0
Calcium	ppm	ASTM D5185m 3131	2806	2737	2756
Phosphorus	ppm	ASTM D5185m 1194	913	967	883
Zinc	ppm	ASTM D5185m 1281	1066	1173	1067
Sulfur	ppm	ASTM D5185m 3811	4295	4766	4102

CONTAMINANTS

method	limit/base	current	history1	history2	
Silicon	ppm	ASTM D5185m >125	5	5	5
Sodium	ppm	ASTM D5185m	2	1	2
Potassium	ppm	ASTM D5185m >20	0	2	0

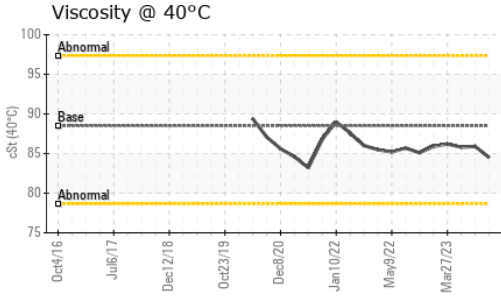
VISUAL

method	limit/base	current	history1	history2	
White Metal	scalar	*Visual NONE	NONE	NONE	NONE
Yellow Metal	scalar	*Visual NONE	NONE	NONE	NONE
Precipitate	scalar	*Visual NONE	NONE	NONE	NONE
Silt	scalar	*Visual NONE	NONE	NONE	NONE
Debris	scalar	*Visual NONE	NONE	NONE	NONE
Sand/Dirt	scalar	*Visual NONE	NONE	NONE	NONE
Appearance	scalar	*Visual NORML	NORML	NORML	NORML
Odor	scalar	*Visual NORML	NORML	NORML	NORML
Emulsified Water	scalar	*Visual >0.1	NEG	NEG	NEG
Free Water	scalar	*Visual	NEG	NEG	NEG

FLUID PROPERTIES

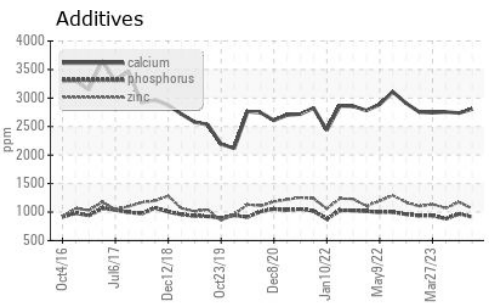
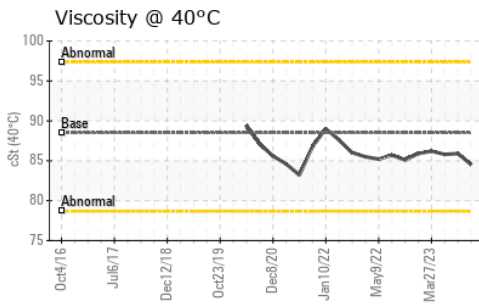
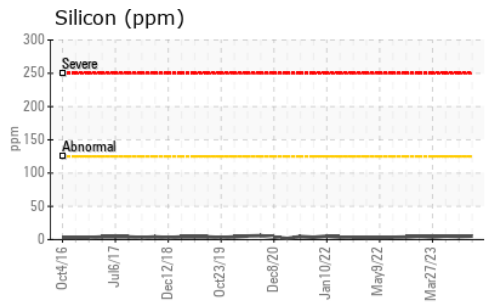
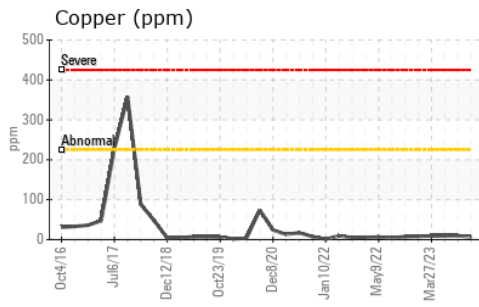
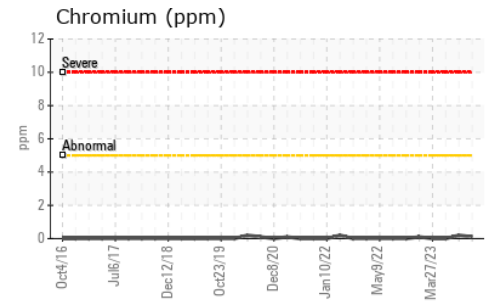
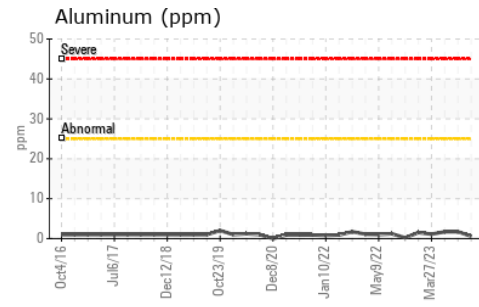
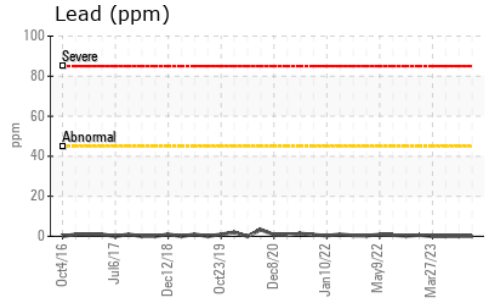
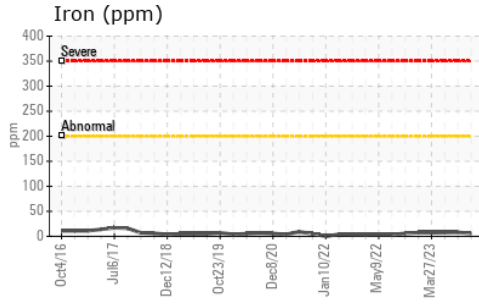
method	limit/base	current	history1	history2	
Visc @ 40°C	cSt	ASTM D445 88.5	84.5	85.9	85.8

OIL ANALYSIS REPORT



SAMPLE IMAGES	method	limit/base	current	history1	history2
Color				no image	no image
Bottom				no image	no image

GRAPHS



Certificate L2367

Laboratory : WearCheck USA - 501 Madison Ave., Cary, NC 27513
Sample No. : PCA0069732
Lab Number : 05941660
Unique Number : 10632272
Test Package : MOB 1

Kemp Quarries - River Valley - Ozark
 9446 N Hwy 309
 Ozark, AR
 US 72949
 Contact:

To discuss this sample report, contact Customer Service at 1-800-237-1369.

* - Denotes test methods that are outside of the ISO 17025 scope of accreditation.

Statements of conformity to specifications are based on the simple acceptance decision rule (JCGM 106:2012)

ozark@rivervalleyquarries.com

T:
F: