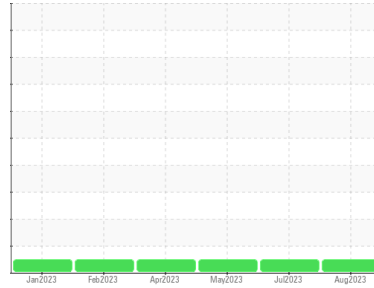


OIL ANALYSIS REPORT

Sample Rating Trend



NORMAL



Area
(33694Z) Walgreens
 Machine Id
[Walgreens] 136A62594
 Component
Diesel Engine
 Fluid
PETRO CANADA DURON SHP 10W30 (11 GAL)

DIAGNOSIS

Recommendation

Resample at the next service interval to monitor.

Wear

All component wear rates are normal.

Contamination

There is no indication of any contamination in the oil.

Fluid Condition

The BN result indicates that there is suitable alkalinity remaining in the oil. The condition of the oil is suitable for further service.

SAMPLE INFORMATION

	method	limit/base	current	history1	history2
Sample Number	Client Info		PCA0103800	PCA0100260	PCA0094707
Sample Date	Client Info		30 Aug 2023	17 Jul 2023	24 May 2023
Machine Age	mls	Client Info	409873	380631	350791
Oil Age	mls	Client Info	59082	29840	56709
Oil Changed	Client Info		Changed	Not Changd	Changed
Sample Status			NORMAL	NORMAL	NORMAL

CONTAMINATION

	method	limit/base	current	history1	history2
Fuel	WC Method	>5	<1.0	<1.0	<1.0
Glycol	WC Method		NEG	NEG	NEG

WEAR METALS

	method	limit/base	current	history1	history2
Iron	ppm	ASTM D5185m >80	15	8	16
Chromium	ppm	ASTM D5185m >5	1	<1	1
Nickel	ppm	ASTM D5185m >2	0	0	0
Titanium	ppm	ASTM D5185m	0	0	0
Silver	ppm	ASTM D5185m >3	0	0	0
Aluminum	ppm	ASTM D5185m >30	4	3	6
Lead	ppm	ASTM D5185m >30	0	0	0
Copper	ppm	ASTM D5185m >150	4	2	3
Tin	ppm	ASTM D5185m >5	<1	0	0
Vanadium	ppm	ASTM D5185m	0	0	0
Cadmium	ppm	ASTM D5185m	0	0	0

ADDITIVES

	method	limit/base	current	history1	history2
Boron	ppm	ASTM D5185m 2	<1	1	2
Barium	ppm	ASTM D5185m 0	2	0	0
Molybdenum	ppm	ASTM D5185m 50	65	63	62
Manganese	ppm	ASTM D5185m 0	<1	<1	<1
Magnesium	ppm	ASTM D5185m 950	1004	1001	1032
Calcium	ppm	ASTM D5185m 1050	1144	1135	1115
Phosphorus	ppm	ASTM D5185m 995	1050	1064	1032
Zinc	ppm	ASTM D5185m 1180	1271	1342	1327
Sulfur	ppm	ASTM D5185m 2600	3030	3649	3286

CONTAMINANTS

	method	limit/base	current	history1	history2
Silicon	ppm	ASTM D5185m >20	4	3	4
Sodium	ppm	ASTM D5185m	2	1	2
Potassium	ppm	ASTM D5185m >20	5	2	5

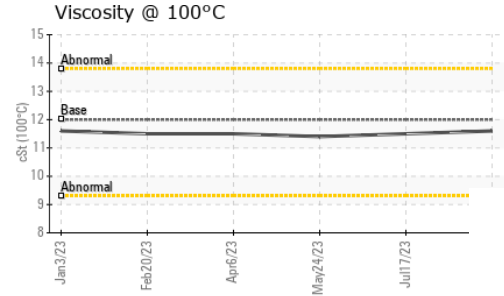
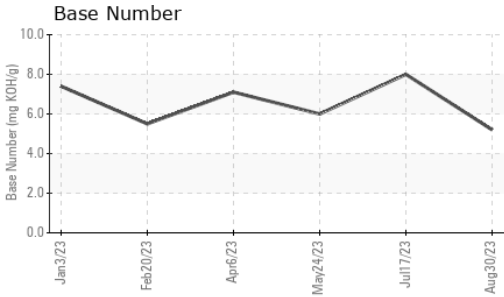
INFRA-RED

	method	limit/base	current	history1	history2
Soot %	%	*ASTM D7844 >3	1.1	0.6	0.9
Nitration	Abs/cm	*ASTM D7624 >20	10.1	8.5	9.5
Sulfation	Abs/.1mm	*ASTM D7415 >30	23.3	19.6	22.5

FLUID DEGRADATION

	method	limit/base	current	history1	history2
Oxidation	Abs/.1mm	*ASTM D7414 >25	19.0	15.5	18.4
Base Number (BN)	mg KOH/g	ASTM D2896	5.2	8.0	6.0

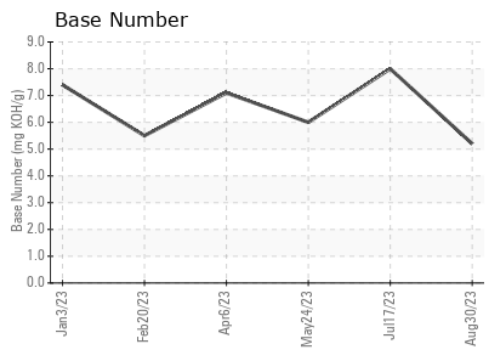
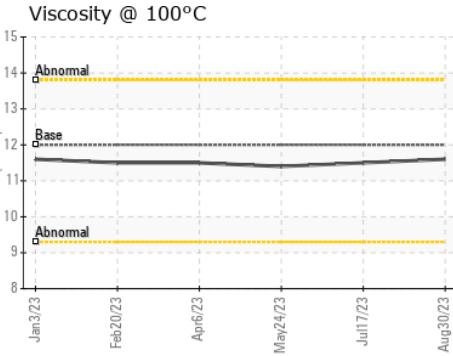
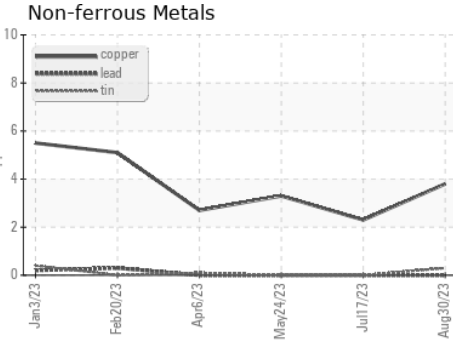
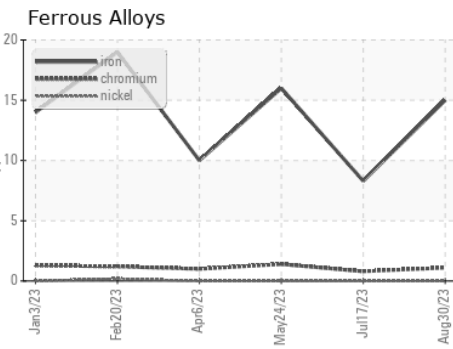
OIL ANALYSIS REPORT



VISUAL	method	limit/base	current	history1	history2
White Metal	scalar	*Visual	NONE	NONE	NONE
Yellow Metal	scalar	*Visual	NONE	NONE	NONE
Precipitate	scalar	*Visual	NONE	NONE	NONE
Silt	scalar	*Visual	NONE	NONE	NONE
Debris	scalar	*Visual	NONE	NONE	NONE
Sand/Dirt	scalar	*Visual	NONE	NONE	NONE
Appearance	scalar	*Visual	NORML	NORML	NORML
Odor	scalar	*Visual	NORML	NORML	NORML
Emulsified Water	scalar	*Visual	>0.2	NEG	NEG
Free Water	scalar	*Visual		NEG	NEG

FLUID PROPERTIES	method	limit/base	current	history1	history2	
Visc @ 100°C	cSt	ASTM D445	12.00	11.6	11.5	11.4

GRAPHS



Laboratory : WearCheck USA - 501 Madison Ave., Cary, NC 27513
Sample No. : PCA0103800
Lab Number : 05943426
Unique Number : 10634038
Test Package : FLEET

Transervice - Shop 1364 - Berkeley-Mt. Vernon
 5100 Lake Terrace NE
 Mt. Vernon, IL
 US 62864
 Contact: Erien White
 ewhite@transervice.com
 T: (618)244-8726
 F: (618)244-8791

To discuss this sample report, contact Customer Service at 1-800-237-1369.
 * - Denotes test methods that are outside of the ISO 17025 scope of accreditation.
 Statements of conformity to specifications are based on the simple acceptance decision rule (JCGM 106:2012)