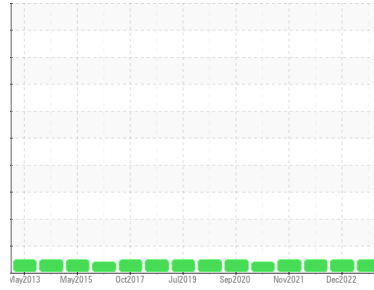


OIL ANALYSIS REPORT

Sample Rating Trend

NORMAL



Area
DRYING [907937441]
 Machine Id
[DRYING] DB-13018 DB-13018
 Component
Gearbox
 Fluid
PETRO CANADA PURITY FG EP GEAR OIL 220 (--- GAL)

DIAGNOSIS

Recommendation

Resample at the next service interval to monitor.
 NOTE: Please provide information regarding reservoir capacity, filter type and micron rating with next sample.

Wear

All component wear rates are normal.

Contamination

There is no indication of any contamination in the oil.

Fluid Condition

The AN level is acceptable for this fluid. The condition of the oil is suitable for further service.

SAMPLE INFORMATION

method	limit/base	current	history1	history2
Sample Number	Client Info	PCA0100836	PCA0077228	PCA0069158
Sample Date	Client Info	24 Aug 2023	18 Dec 2022	16 Jun 2022
Machine Age	hrs	Client Info	0	0
Oil Age	hrs	Client Info	0	0
Oil Changed	Client Info	N/A	N/A	N/A
Sample Status		NORMAL	NORMAL	NORMAL

WEAR METALS

method	limit/base	current	history1	history2
PQ	ASTM D8184	12	13	16
Iron	ppm	ASTM D5185m >200	<1	<1
Chromium	ppm	ASTM D5185m >15	0	0
Nickel	ppm	ASTM D5185m >15	0	0
Titanium	ppm	ASTM D5185m	0	0
Silver	ppm	ASTM D5185m	0	<1
Aluminum	ppm	ASTM D5185m >25	1	<1
Lead	ppm	ASTM D5185m >100	0	<1
Copper	ppm	ASTM D5185m >200	<1	1
Tin	ppm	ASTM D5185m >25	0	<1
Antimony	ppm	ASTM D5185m >5	---	---
Vanadium	ppm	ASTM D5185m	0	0
Cadmium	ppm	ASTM D5185m	0	0

ADDITIVES

method	limit/base	current	history1	history2
Boron	ppm	ASTM D5185m	0	0
Barium	ppm	ASTM D5185m	2	0
Molybdenum	ppm	ASTM D5185m	0	0
Manganese	ppm	ASTM D5185m	0	0
Magnesium	ppm	ASTM D5185m	0	<1
Calcium	ppm	ASTM D5185m	3	<1
Phosphorus	ppm	ASTM D5185m	392	417
Zinc	ppm	ASTM D5185m	9	0
Sulfur	ppm	ASTM D5185m	985	817

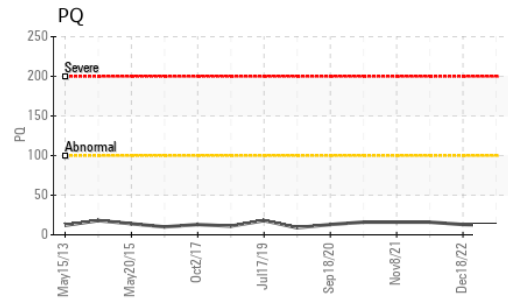
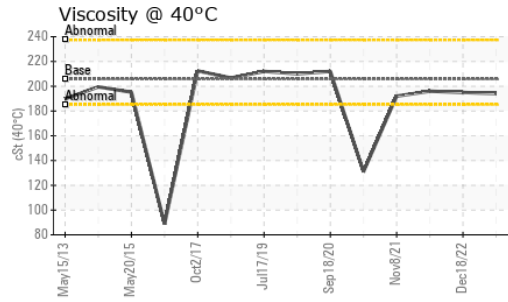
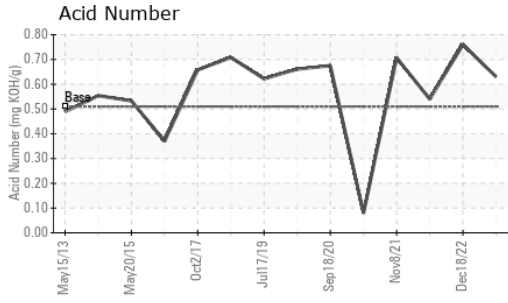
CONTAMINANTS

method	limit/base	current	history1	history2
Silicon	ppm	ASTM D5185m >50	3	2
Sodium	ppm	ASTM D5185m	0	0
Potassium	ppm	ASTM D5185m >20	0	1

FLUID DEGRADATION

method	limit/base	current	history1	history2
Acid Number (AN)	mg KOH/g	ASTM D8045 0.51	0.63	0.76


OIL ANALYSIS REPORT



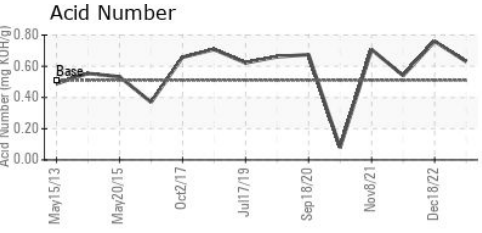
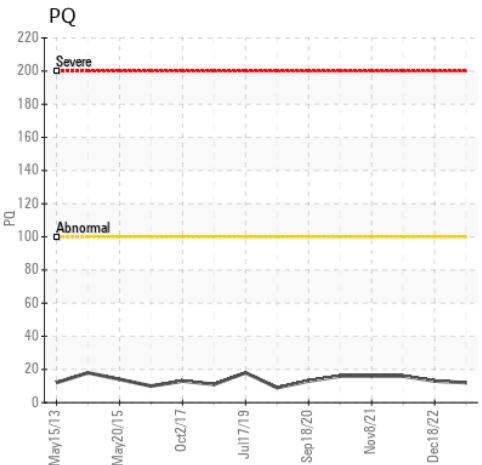
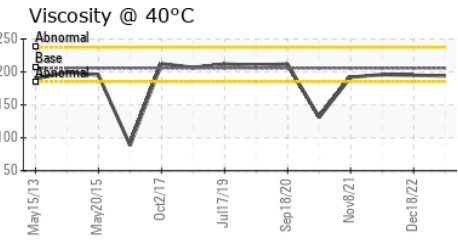
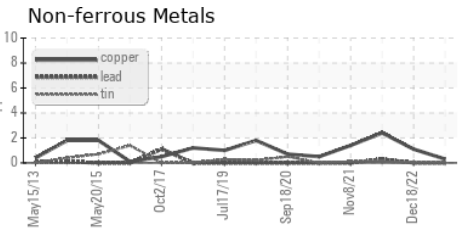
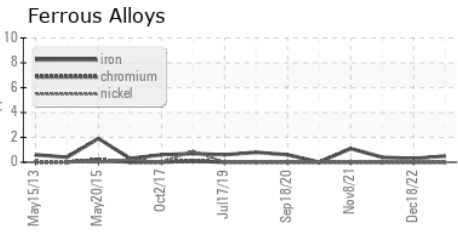
VISUAL	method	limit/base	current	history1	history2
White Metal	scalar	*Visual	NONE	NONE	NONE
Yellow Metal	scalar	*Visual	NONE	NONE	NONE
Precipitate	scalar	*Visual	NONE	NONE	NONE
Silt	scalar	*Visual	NONE	NONE	NONE
Debris	scalar	*Visual	NONE	NONE	NONE
Sand/Dirt	scalar	*Visual	NONE	NONE	NONE
Appearance	scalar	*Visual	NORML	NORML	NORML
Odor	scalar	*Visual	NORML	NORML	NORML
Emulsified Water	scalar	*Visual	>0.2	NEG	NEG
Free Water	scalar	*Visual		NEG	NEG

FLUID PROPERTIES	method	limit/base	current	history1	history2	
Visc @ 40°C	cSt	ASTM D445	205.8	194	195	196

SAMPLE IMAGES	method	limit/base	current	history1	history2
---------------	--------	------------	---------	----------	----------



GRAPHS



Certificate L2367

Laboratory : WearCheck USA - 501 Madison Ave., Cary, NC 27513
Sample No. : PCA0100836 **Received** : 07 Sep 2023
Lab Number : **05944714** **Diagnosed** : 08 Sep 2023
Unique Number : 10635326 **Diagnostician** : Wes Davis
Test Package : IND 2 (Additional Tests: PQ)

To discuss this sample report, contact Customer Service at 1-800-237-1369.

* - Denotes test methods that are outside of the ISO 17025 scope of accreditation.

Statements of conformity to specifications are based on the simple acceptance decision rule (JCGM 106:2012)

THE HERSHEY COMPANY
 WEST HERSHEY - TECHNICAL ASSURANCE, 1033 OLDE WEST CHOCOLATE
 HERSHEY, PA
 US 17033

Contact: CLINTON ZOHNER
 clintzohner@hersheys.com

T: (717)374-4846

F: (717)374-4594