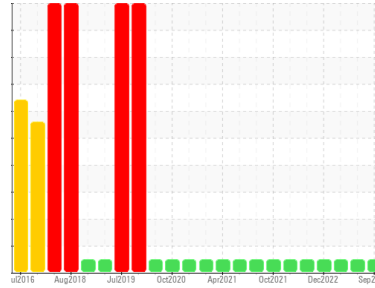


OIL ANALYSIS REPORT

Sample Rating Trend



NORMAL



Area
KEMP QUARRIES / RIVER VALLEY ARKOMA
Machine Id
WL108
Component
Rear Left Final Drive
Fluid
MOBIL MOBILTRANS HD 50 (--- GAL)

DIAGNOSIS

Recommendation

Resample at the next service interval to monitor.

Wear

All component wear rates are normal.

Contamination

There is no indication of any contamination in the oil.

Fluid Condition

The condition of the oil is acceptable for the time in service.

SAMPLE INFORMATION

	method	limit/base	current	history1	history2
Sample Number	Client Info		PCA0083948	PCA0084138	PCA0070331
Sample Date	Client Info		08 Sep 2023	04 Aug 2023	23 Mar 2023
Machine Age	hrs	Client Info	46766	25405	45601
Oil Age	hrs	Client Info	45035	0	45601
Oil Changed	Client Info		Not Chngd	Not Chngd	Not Chngd
Sample Status			NORMAL	NORMAL	NORMAL

WEAR METALS

	method	limit/base	current	history1	history2
Iron	ppm	ASTM D5185m >800	85	89	80
Chromium	ppm	ASTM D5185m >10	<1	<1	0
Nickel	ppm	ASTM D5185m >5	<1	0	0
Titanium	ppm	ASTM D5185m >15	<1	0	0
Silver	ppm	ASTM D5185m >2	0	0	0
Aluminum	ppm	ASTM D5185m >75	4	3	2
Lead	ppm	ASTM D5185m >10	<1	<1	1
Copper	ppm	ASTM D5185m >75	8	8	5
Tin	ppm	ASTM D5185m >8	1	<1	<1
Vanadium	ppm	ASTM D5185m	0	<1	0
Cadmium	ppm	ASTM D5185m	0	0	0

ADDITIVES

	method	limit/base	current	history1	history2
Boron	ppm	ASTM D5185m	0	1	0
Barium	ppm	ASTM D5185m	0	0	0
Molybdenum	ppm	ASTM D5185m	<1	<1	0
Manganese	ppm	ASTM D5185m	2	<1	1
Magnesium	ppm	ASTM D5185m	20	18	21
Calcium	ppm	ASTM D5185m	3537	3785	3470
Phosphorus	ppm	ASTM D5185m	1035	1088	979
Zinc	ppm	ASTM D5185m	1295	1349	1307
Sulfur	ppm	ASTM D5185m	5534	5584	5046

CONTAMINANTS

	method	limit/base	current	history1	history2
Silicon	ppm	ASTM D5185m >400	25	25	23
Sodium	ppm	ASTM D5185m	4	3	2
Potassium	ppm	ASTM D5185m >20	2	0	0

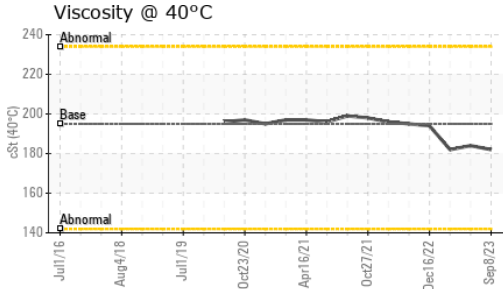
VISUAL

	method	limit/base	current	history1	history2
White Metal	scalar	*Visual NONE	NONE	NONE	NONE
Yellow Metal	scalar	*Visual NONE	NONE	NONE	NONE
Precipitate	scalar	*Visual NONE	NONE	NONE	NONE
Silt	scalar	*Visual NONE	NONE	NONE	NONE
Debris	scalar	*Visual NONE	NONE	NONE	NONE
Sand/Dirt	scalar	*Visual NONE	NONE	NONE	NONE
Appearance	scalar	*Visual NORML	NORML	NORML	NORML
Odor	scalar	*Visual NORML	NORML	NORML	NORML
Emulsified Water	scalar	*Visual >0.2	NEG	NEG	NEG
Free Water	scalar	*Visual	NEG	NEG	NEG

FLUID PROPERTIES

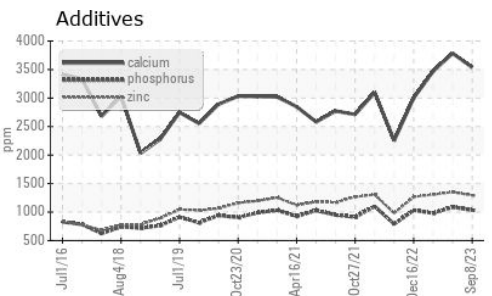
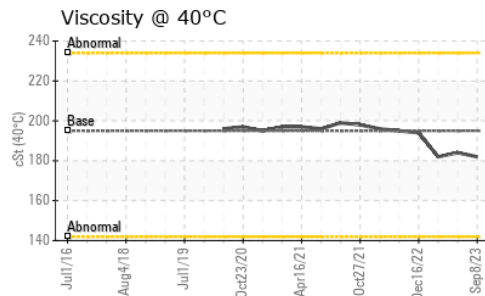
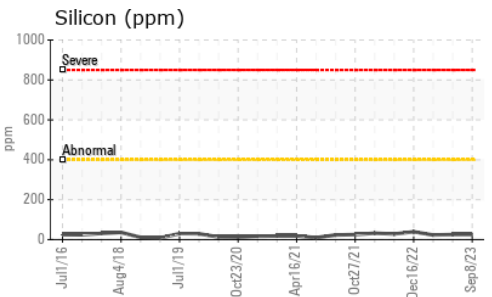
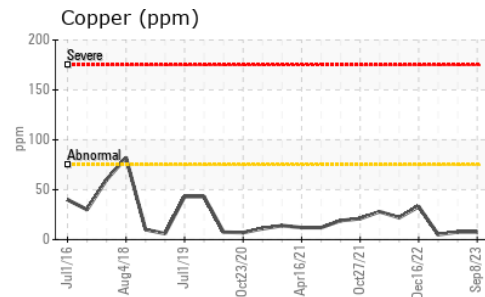
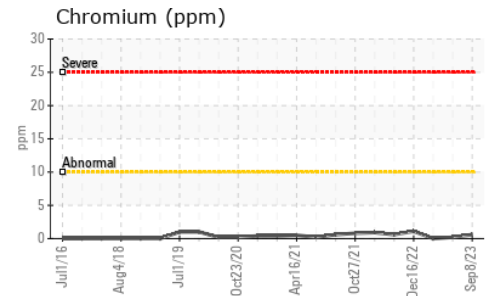
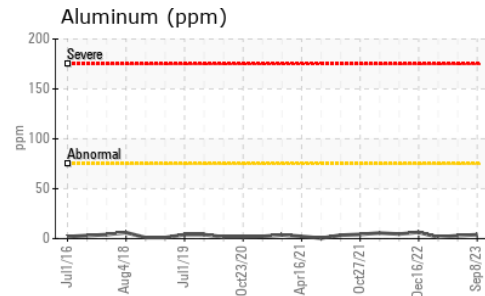
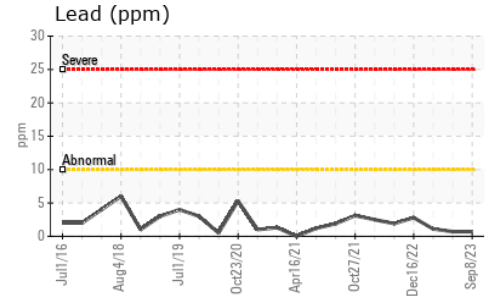
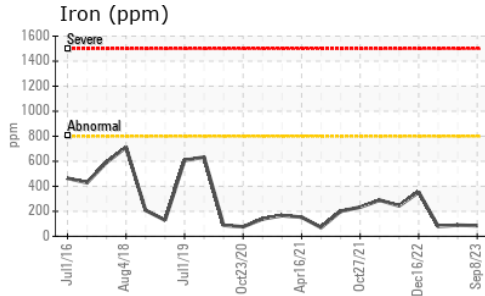
	method	limit/base	current	history1	history2
Visc @ 40°C	cSt	ASTM D445 195	182	184	182

OIL ANALYSIS REPORT



SAMPLE IMAGES	method	limit/base	current	history1	history2
Color			no image	no image	no image
Bottom			no image	no image	no image

GRAPHS



Certificate L2367

Laboratory : WearCheck USA - 501 Madison Ave., Cary, NC 27513
Sample No. : PCA0083948 **Received** : 15 Sep 2023
Lab Number : 05953529 **Diagnosed** : 19 Sep 2023
Unique Number : 10649488 **Diagnostician** : Wes Davis
Test Package : MOB 1

Kemp Quarries - River Valley - Arkoma
 12971 HWY 9a
 Shawnee, OK
 US 74804

To discuss this sample report, contact Customer Service at 1-800-237-1369.

* - Denotes test methods that are outside of the ISO 17025 scope of accreditation.

Statements of conformity to specifications are based on the simple acceptance decision rule (JCGM 106:2012)

Contact: arkomashop@kempquarries.net

T:

F: