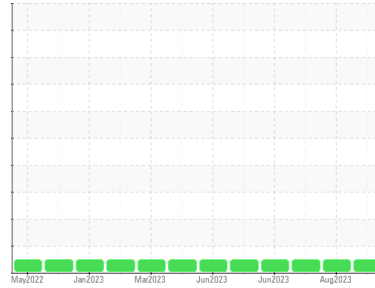




OIL ANALYSIS REPORT

Sample Rating Trend



NORMAL



Machine Id
711007

Component
Diesel Engine

Fluid
PETRO CANADA DURON SHP 15W40 (--- GAL)

DIAGNOSIS

Recommendation

Resample at the next service interval to monitor.

Wear

All component wear rates are normal.

Contamination

There is no indication of any contamination in the oil.

Fluid Condition

The BN result indicates that there is suitable alkalinity remaining in the oil. The condition of the oil is suitable for further service.

SAMPLE INFORMATION

method	limit/base	current	history1	history2
Sample Number	Client Info	GFL0090943	GFL0082632	GFL0082664
Sample Date	Client Info	06 Sep 2023	15 Aug 2023	18 Jul 2023
Machine Age	hrs	5042	4869	4711
Oil Age	hrs	0	4869	4711
Oil Changed	Client Info	Changed	Changed	Changed
Sample Status		NORMAL	NORMAL	NORMAL

CONTAMINATION

method	limit/base	current	history1	history2
Fuel	WC Method >5	<1.0	<1.0	<1.0
Glycol	WC Method	NEG	NEG	NEG

WEAR METALS

method	limit/base	current	history1	history2	
Iron	ppm	ASTM D5185m >100	5	18	14
Chromium	ppm	ASTM D5185m >20	<1	<1	<1
Nickel	ppm	ASTM D5185m >4	0	0	0
Titanium	ppm	ASTM D5185m	0	<1	<1
Silver	ppm	ASTM D5185m >3	0	0	0
Aluminum	ppm	ASTM D5185m >20	<1	8	6
Lead	ppm	ASTM D5185m >40	0	<1	0
Copper	ppm	ASTM D5185m >330	<1	2	1
Tin	ppm	ASTM D5185m >15	0	<1	<1
Vanadium	ppm	ASTM D5185m	0	<1	<1
Cadmium	ppm	ASTM D5185m	0	0	0

ADDITIVES

method	limit/base	current	history1	history2	
Boron	ppm	ASTM D5185m 0	5	7	8
Barium	ppm	ASTM D5185m 0	<1	0	0
Molybdenum	ppm	ASTM D5185m 60	66	76	78
Manganese	ppm	ASTM D5185m 0	<1	<1	<1
Magnesium	ppm	ASTM D5185m 1010	980	966	957
Calcium	ppm	ASTM D5185m 1070	1077	1080	1130
Phosphorus	ppm	ASTM D5185m 1150	1064	960	1006
Zinc	ppm	ASTM D5185m 1270	1278	1222	1218
Sulfur	ppm	ASTM D5185m 2060	3769	3394	3552

CONTAMINANTS

method	limit/base	current	history1	history2	
Silicon	ppm	ASTM D5185m >25	4	5	4
Sodium	ppm	ASTM D5185m	2	2	2
Potassium	ppm	ASTM D5185m >20	5	20	13

INFRA-RED

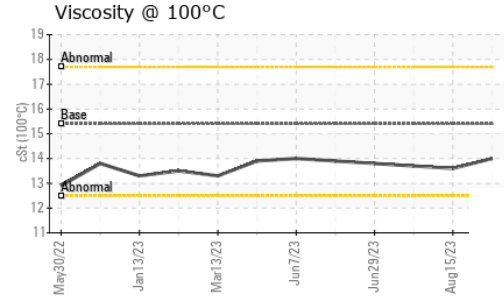
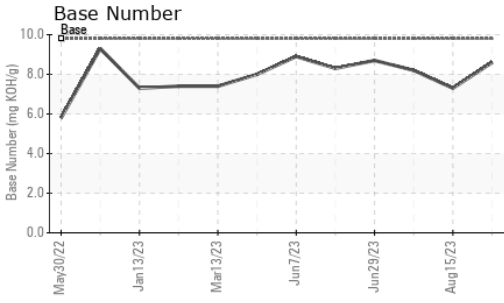
method	limit/base	current	history1	history2	
Soot %	%	*ASTM D7844 >3	0.2	0.6	0.5
Nitration	Abs/cm	*ASTM D7624 >20	5.6	8.4	7.8
Sulfation	Abs/.1mm	*ASTM D7415 >30	17.4	18.9	18.7

FLUID DEGRADATION

method	limit/base	current	history1	history2	
Oxidation	Abs/.1mm	*ASTM D7414 >25	13.2	14.8	14.6
Base Number (BN)	mg KOH/g	ASTM D2896 9.8	8.6	7.3	8.2



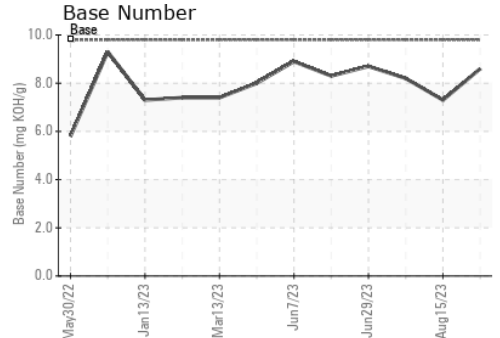
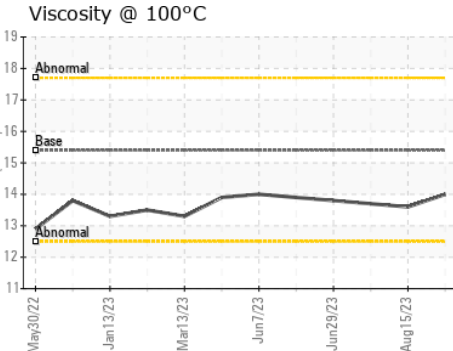
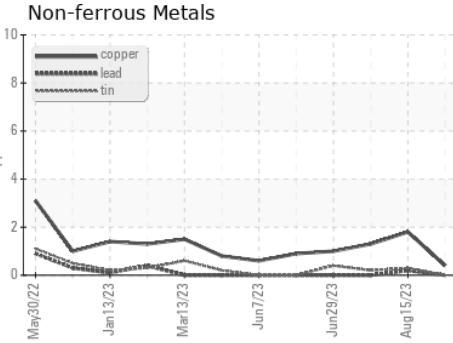
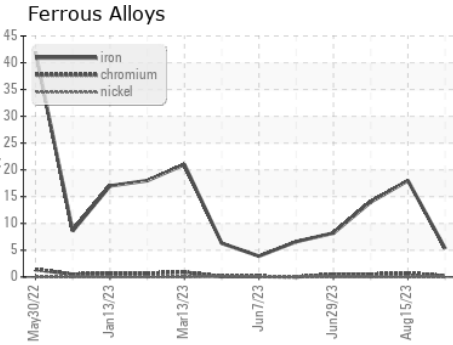
OIL ANALYSIS REPORT



VISUAL	method	limit/base	current	history1	history2
White Metal	scalar	*Visual	NONE	NONE	NONE
Yellow Metal	scalar	*Visual	NONE	NONE	NONE
Precipitate	scalar	*Visual	NONE	NONE	NONE
Silt	scalar	*Visual	NONE	NONE	NONE
Debris	scalar	*Visual	NONE	NONE	NONE
Sand/Dirt	scalar	*Visual	NONE	NONE	NONE
Appearance	scalar	*Visual	NORML	NORML	NORML
Odor	scalar	*Visual	NORML	NORML	NORML
Emulsified Water	scalar	*Visual	>0.2	NEG	NEG
Free Water	scalar	*Visual		NEG	NEG

FLUID PROPERTIES	method	limit/base	current	history1	history2	
Visc @ 100°C	cSt	ASTM D445	15.4	14.0	13.6	13.7

GRAPHS



Certificate L2367

Laboratory : WearCheck USA - 501 Madison Ave., Cary, NC 27513
Sample No. : GFL0090943 **Received** : 18 Sep 2023
Lab Number : 05954652 **Diagnosed** : 20 Sep 2023
Unique Number : 10655865 **Diagnostician** : Wes Davis
Test Package : FLEET

GFL Environmental - 814 - Little Rock Hauling
 4005 Hwy 161 N.
 Little Rock, AR
 US 72117
 Contact: Brad Manager

To discuss this sample report, contact Customer Service at 1-800-237-1369.
 * - Denotes test methods that are outside of the ISO 17025 scope of accreditation.
 Statements of conformity to specifications are based on the simple acceptance decision rule (JCGM 106:2012)

T:
F: