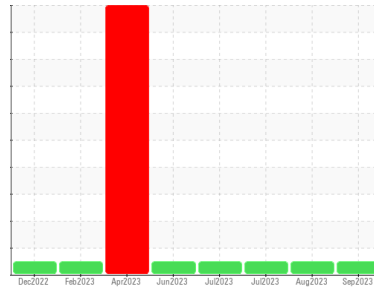




OIL ANALYSIS REPORT

Sample Rating Trend



NORMAL



Machine Id
812039

Component
Diesel Engine

Fluid
DIESEL ENGINE OIL SAE 40 (--- GAL)

DIAGNOSIS

Recommendation

Resample at the next service interval to monitor. Please specify the brand, type, and viscosity of the oil on your next sample.

Wear

All component wear rates are normal.

Contamination

There is no indication of any contamination in the oil.

Fluid Condition

The BN result indicates that there is suitable alkalinity remaining in the oil. The condition of the oil is suitable for further service.

SAMPLE INFORMATION

method	limit/base	current	history1	history2
Sample Number	Client Info	GFL0086375	GFL0074785	GFL0074769
Sample Date	Client Info	17 Sep 2023	20 Aug 2023	23 Jul 2023
Machine Age	hrs Client Info	3735	3578	3418
Oil Age	hrs Client Info	0	0	0
Oil Changed	Client Info	N/A	N/A	N/A
Sample Status		NORMAL	NORMAL	NORMAL

CONTAMINATION

method	limit/base	current	history1	history2
Fuel	WC Method >5	<1.0	<1.0	<1.0
Glycol	WC Method	NEG	NEG	NEG

WEAR METALS

method	limit/base	current	history1	history2
Iron	ppm ASTM D5185m >110	6	3	6
Chromium	ppm ASTM D5185m >4	<1	0	0
Nickel	ppm ASTM D5185m >2	0	0	0
Titanium	ppm ASTM D5185m	0	<1	0
Silver	ppm ASTM D5185m >2	0	0	<1
Aluminum	ppm ASTM D5185m >25	2	1	3
Lead	ppm ASTM D5185m >45	0	0	0
Copper	ppm ASTM D5185m >85	<1	<1	<1
Tin	ppm ASTM D5185m >4	0	0	0
Vanadium	ppm ASTM D5185m	0	<1	0
Cadmium	ppm ASTM D5185m	0	0	0

ADDITIVES

method	limit/base	current	history1	history2
Boron	ppm ASTM D5185m 250	11	9	4
Barium	ppm ASTM D5185m 10	<1	0	<1
Molybdenum	ppm ASTM D5185m 100	68	63	68
Manganese	ppm ASTM D5185m	<1	<1	0
Magnesium	ppm ASTM D5185m 450	945	913	823
Calcium	ppm ASTM D5185m 3000	1209	1172	1233
Phosphorus	ppm ASTM D5185m 1150	1079	988	999
Zinc	ppm ASTM D5185m 1350	1288	1224	1208
Sulfur	ppm ASTM D5185m 4250	3805	3619	3185

CONTAMINANTS

method	limit/base	current	history1	history2
Silicon	ppm ASTM D5185m >30	4	3	4
Sodium	ppm ASTM D5185m >216	2	4	17
Potassium	ppm ASTM D5185m >20	3	2	8

INFRA-RED

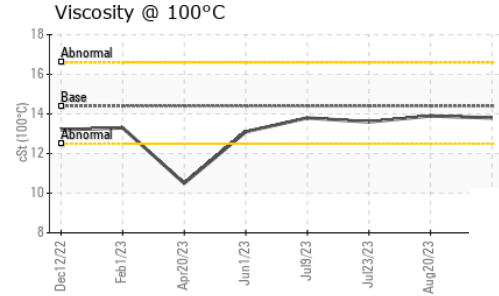
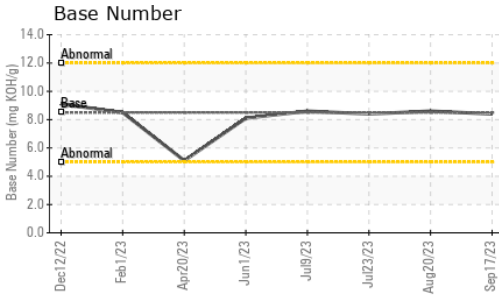
method	limit/base	current	history1	history2
Soot %	% *ASTM D7844 >3	0.2	0.1	0.2
Nitration	Abs/cm *ASTM D7624 >20	6.2	5.3	6.7
Sulfation	Abs/.1mm *ASTM D7415 >30	17.8	17.3	18.4

FLUID DEGRADATION

method	limit/base	current	history1	history2
Oxidation	Abs/.1mm *ASTM D7414 >25	13.5	12.9	14.1
Base Number (BN)	mg KOH/g ASTM D2896 8.5	8.4	8.6	8.4



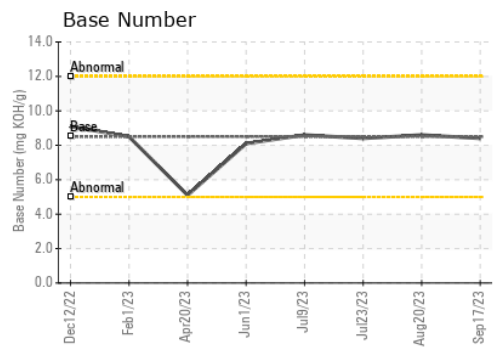
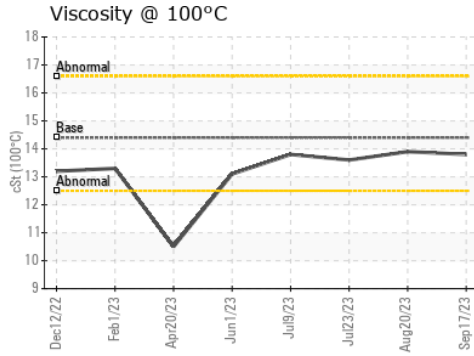
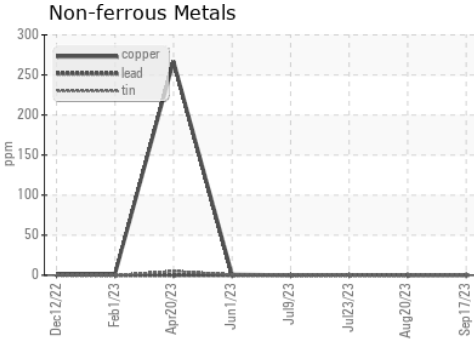
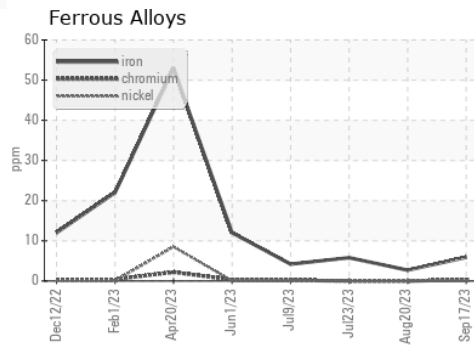
OIL ANALYSIS REPORT



VISUAL	method	limit/base	current	history1	history2
White Metal	scalar	*Visual	NONE	NONE	NONE
Yellow Metal	scalar	*Visual	NONE	NONE	NONE
Precipitate	scalar	*Visual	NONE	NONE	NONE
Silt	scalar	*Visual	NONE	NONE	NONE
Debris	scalar	*Visual	NONE	NONE	NONE
Sand/Dirt	scalar	*Visual	NONE	NONE	NONE
Appearance	scalar	*Visual	NORML	NORML	NORML
Odor	scalar	*Visual	NORML	NORML	NORML
Emulsified Water	scalar	*Visual	>0.2	NEG	NEG
Free Water	scalar	*Visual		NEG	NEG

FLUID PROPERTIES	method	limit/base	current	history1	history2	
Visc @ 100°C	cSt	ASTM D445	14.4	13.8	13.9	13.6

GRAPHS



Laboratory : WearCheck USA - 501 Madison Ave., Cary, NC 27513
Sample No. : GFL0086375 **Received** : 18 Sep 2023
Lab Number : **05954654** **Diagnosed** : 20 Sep 2023
Unique Number : 10655867 **Diagnostician** : Wes Davis
Test Package : FLEET

GFL Environmental - 816 - WCA of South Arkansas
 3083 Smackover Hwy
 El Dorado, AR
 US 71730
 Contact: Mike Howell
 mike.howell@gflenv.com
 T:
 F:

Certificate L2367
 To discuss this sample report, contact Customer Service at 1-800-237-1369.
 * - Denotes test methods that are outside of the ISO 17025 scope of accreditation.
 Statements of conformity to specifications are based on the simple acceptance decision rule (JCGM 106:2012)