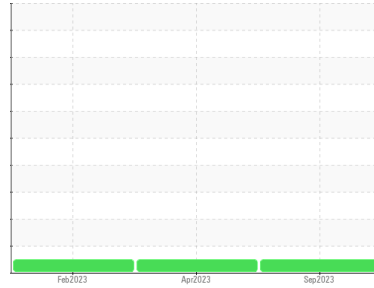


OIL ANALYSIS REPORT

Sample Rating Trend

NORMAL


Area
(97187X) Walgreens
 Machine Id
[Walgreens] 136A62098
 Component
Diesel Engine
 Fluid
PETRO CANADA DURON SHP 10W30 (11 GAL)

DIAGNOSIS
Recommendation

Resample at the next service interval to monitor.

Wear

All component wear rates are normal.

Contamination

There is no indication of any contamination in the oil.

Fluid Condition

The BN result indicates that there is suitable alkalinity remaining in the oil. The condition of the oil is suitable for further service.

SAMPLE INFORMATION

method	limit/base	current	history1	history2
Sample Number	Client Info	PCA0103830	PCA0094689	PCA0089803
Sample Date	Client Info	14 Sep 2023	27 Apr 2023	13 Feb 2023
Machine Age	mls Client Info	444960	417571	389499
Oil Age	mls Client Info	27389	57787	29714
Oil Changed	Client Info	Not Chngd	Changed	Not Chngd
Sample Status		NORMAL	NORMAL	NORMAL

CONTAMINATION

method	limit/base	current	history1	history2
Fuel	WC Method >5	<1.0	<1.0	<1.0
Glycol	WC Method	NEG	NEG	NEG

WEAR METALS

method	limit/base	current	history1	history2
Iron	ppm ASTM D5185m >80	15	32	16
Chromium	ppm ASTM D5185m >5	2	1	1
Nickel	ppm ASTM D5185m >2	0	0	0
Titanium	ppm ASTM D5185m	0	<1	<1
Silver	ppm ASTM D5185m >3	0	0	0
Aluminum	ppm ASTM D5185m >30	8	17	11
Lead	ppm ASTM D5185m >30	<1	0	<1
Copper	ppm ASTM D5185m >150	5	6	5
Tin	ppm ASTM D5185m >5	<1	0	<1
Vanadium	ppm ASTM D5185m	0	0	0
Cadmium	ppm ASTM D5185m	0	0	0

ADDITIVES

method	limit/base	current	history1	history2
Boron	ppm ASTM D5185m 2	<1	0	0
Barium	ppm ASTM D5185m 0	0	0	0
Molybdenum	ppm ASTM D5185m 50	68	69	65
Manganese	ppm ASTM D5185m 0	<1	<1	<1
Magnesium	ppm ASTM D5185m 950	1019	1137	975
Calcium	ppm ASTM D5185m 1050	1158	1235	1098
Phosphorus	ppm ASTM D5185m 995	1099	1104	1005
Zinc	ppm ASTM D5185m 1180	1352	1443	1283
Sulfur	ppm ASTM D5185m 2600	3434	3066	3409

CONTAMINANTS

method	limit/base	current	history1	history2
Silicon	ppm ASTM D5185m >20	4	5	4
Sodium	ppm ASTM D5185m	<1	2	2
Potassium	ppm ASTM D5185m >20	2	3	2

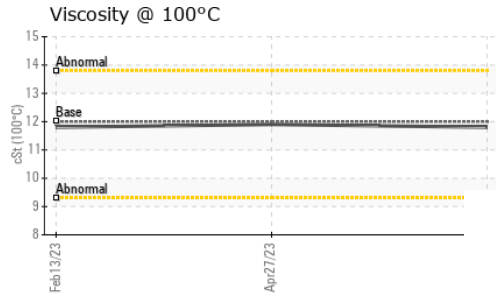
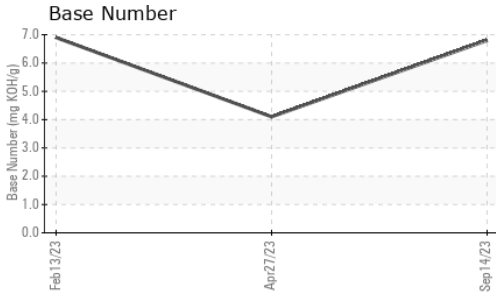
INFRA-RED

method	limit/base	current	history1	history2
Soot %	% *ASTM D7844 >3	0.7	1.2	0.8
Nitration	Abs/cm *ASTM D7624 >20	9.2	10.8	9.4
Sulfation	Abs/.1mm *ASTM D7415 >30	21.5	23.8	21.3

FLUID DEGRADATION

method	limit/base	current	history1	history2
Oxidation	Abs/.1mm *ASTM D7414 >25	17.7	21.5	17.5
Base Number (BN)	mg KOH/g ASTM D2896	6.8	4.1	6.9

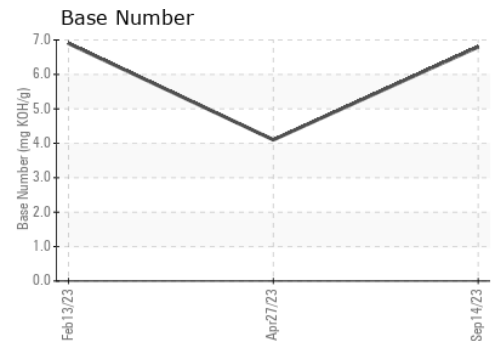
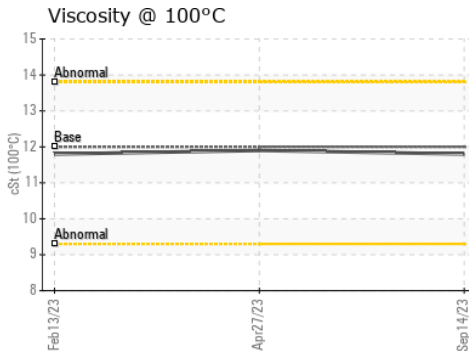
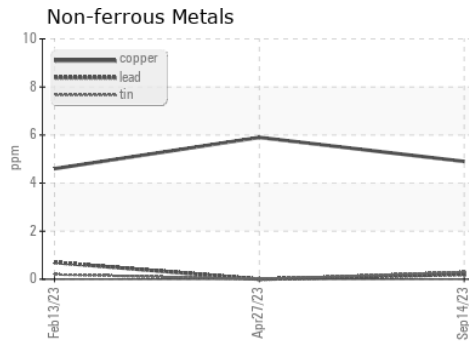
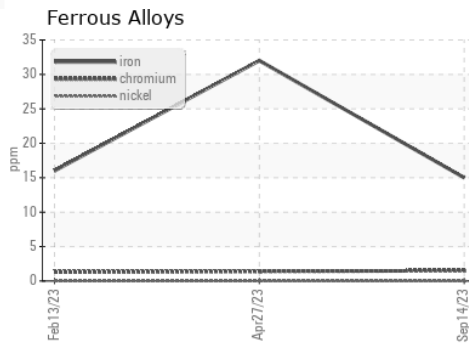
OIL ANALYSIS REPORT



VISUAL	method	limit/base	current	history1	history2
White Metal	scalar	*Visual	NONE	NONE	NONE
Yellow Metal	scalar	*Visual	NONE	NONE	NONE
Precipitate	scalar	*Visual	NONE	NONE	NONE
Silt	scalar	*Visual	NONE	NONE	NONE
Debris	scalar	*Visual	NONE	NONE	NONE
Sand/Dirt	scalar	*Visual	NONE	NONE	NONE
Appearance	scalar	*Visual	NORML	NORML	NORML
Odor	scalar	*Visual	NORML	NORML	NORML
Emulsified Water	scalar	*Visual	>0.2	NEG	NEG
Free Water	scalar	*Visual		NEG	NEG

FLUID PROPERTIES	method	limit/base	current	history1	history2
Visc @ 100°C	cSt	ASTM D445	12.00	11.8	11.9

GRAPHS



Certificate L2367

Laboratory : WearCheck USA - 501 Madison Ave., Cary, NC 27513
Sample No. : PCA0103830 **Received** : 19 Sep 2023
Lab Number : 05955116 **Diagnosed** : 20 Sep 2023
Unique Number : 10656329 **Diagnostician** : Wes Davis
Test Package : FLEET

Transervice - Shop 1364 - Berkeley-Mt. Vernon
 5100 Lake Terrace NE
 Mt. Vernon, IL
 US 62864
 Contact: Erien White
 ewhite@transervice.com
 T: (618)244-8726
 F: (618)244-8791

To discuss this sample report, contact Customer Service at 1-800-237-1369.

* - Denotes test methods that are outside of the ISO 17025 scope of accreditation.

Statements of conformity to specifications are based on the simple acceptance decision rule (JCGM 106:2012)