

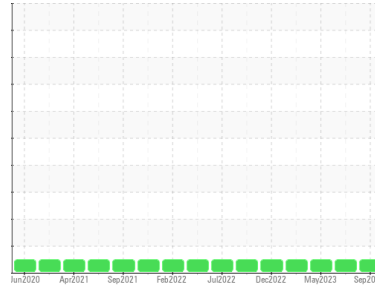
OIL ANALYSIS REPORT

Sample Rating Trend

NORMAL



Area
KEMP QUARRIES / PRYOR STONE [66213]
Machine Id
WL138
Component
Rear Left Final Drive
Fluid
PETRO CANADA PRODURO TO-4 SAE 50 (--- GAL)



DIAGNOSIS

Recommendation

Resample at the next service interval to monitor. (Customer Sample Comment: Pm1 performed. All oil samples taken. Engine oil, transmission oil, and all filters changed.)

Wear

All component wear rates are normal.

Contamination

There is no indication of any contamination in the oil.

Fluid Condition

The condition of the oil is acceptable for the time in service.

SAMPLE INFORMATION

	method	limit/base	current	history1	history2
Sample Number	Client Info		PCA0084272	PCA0084541	PCA0083958
Sample Date	Client Info		25 Sep 2023	26 Jul 2023	09 May 2023
Machine Age	hrs	Client Info	32588	32144	31544
Oil Age	hrs	Client Info	1044	32144	2205
Oil Changed	Client Info		Oil Added	N/A	Changed
Sample Status			NORMAL	NORMAL	NORMAL

WEAR METALS

	method	limit/base	current	history1	history2
Iron	ppm	ASTM D5185m >800	11	11	12
Chromium	ppm	ASTM D5185m >10	0	<1	<1
Nickel	ppm	ASTM D5185m >5	0	0	0
Titanium	ppm	ASTM D5185m >15	0	<1	0
Silver	ppm	ASTM D5185m >2	0	0	0
Aluminum	ppm	ASTM D5185m >75	0	0	2
Lead	ppm	ASTM D5185m >10	<1	0	<1
Copper	ppm	ASTM D5185m >75	1	<1	1
Tin	ppm	ASTM D5185m >8	0	0	<1
Vanadium	ppm	ASTM D5185m	0	<1	0
Cadmium	ppm	ASTM D5185m	0	0	0

ADDITIVES

	method	limit/base	current	history1	history2
Boron	ppm	ASTM D5185m 2	1	0	0
Barium	ppm	ASTM D5185m 0	0	0	0
Molybdenum	ppm	ASTM D5185m 0	7	6	7
Manganese	ppm	ASTM D5185m 0	<1	<1	<1
Magnesium	ppm	ASTM D5185m 9	21	15	20
Calcium	ppm	ASTM D5185m 3114	3441	3663	3234
Phosphorus	ppm	ASTM D5185m 1099	921	935	1037
Zinc	ppm	ASTM D5185m 1245	1145	1148	1272
Sulfur	ppm	ASTM D5185m 7086	4250	4749	5050

CONTAMINANTS

	method	limit/base	current	history1	history2
Silicon	ppm	ASTM D5185m >400	17	18	18
Sodium	ppm	ASTM D5185m	<1	<1	2
Potassium	ppm	ASTM D5185m >20	0	0	2

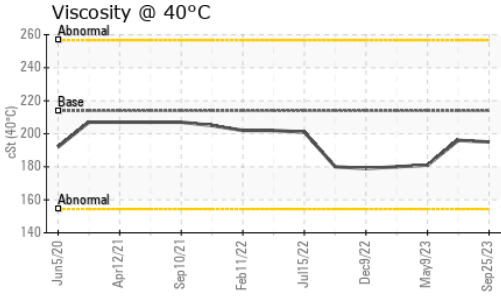
VISUAL

	method	limit/base	current	history1	history2
White Metal	scalar	*Visual NONE	NONE	NONE	NONE
Yellow Metal	scalar	*Visual NONE	NONE	NONE	NONE
Precipitate	scalar	*Visual NONE	NONE	NONE	NONE
Silt	scalar	*Visual NONE	NONE	NONE	NONE
Debris	scalar	*Visual NONE	NONE	NONE	NONE
Sand/Dirt	scalar	*Visual NONE	NONE	NONE	NONE
Appearance	scalar	*Visual NORML	NORML	NORML	NORML
Odor	scalar	*Visual NORML	NORML	NORML	NORML
Emulsified Water	scalar	*Visual >0.2	NEG	NEG	NEG
Free Water	scalar	*Visual	NEG	NEG	NEG

FLUID PROPERTIES

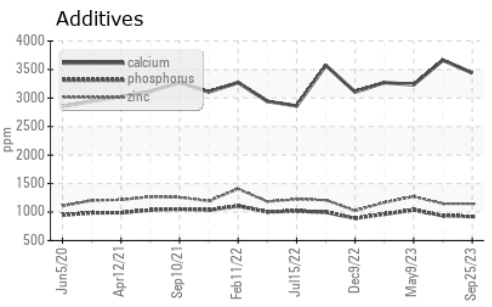
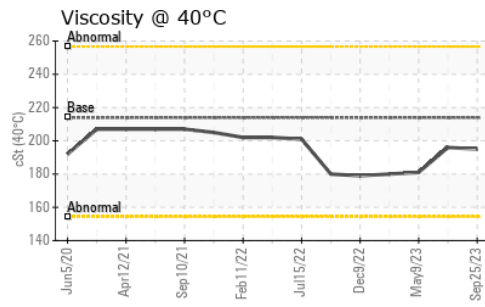
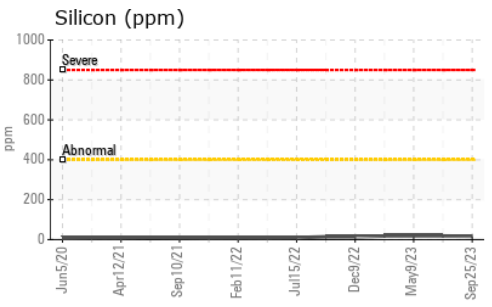
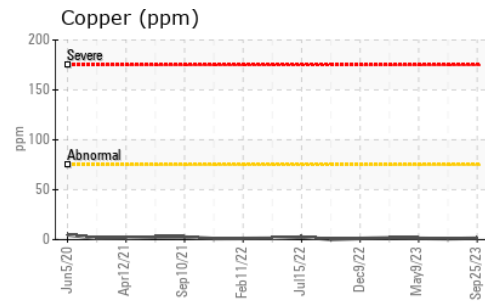
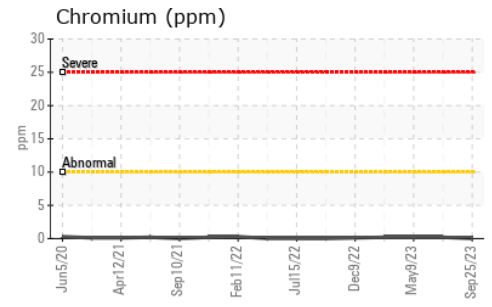
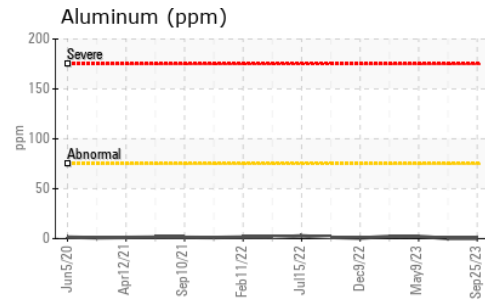
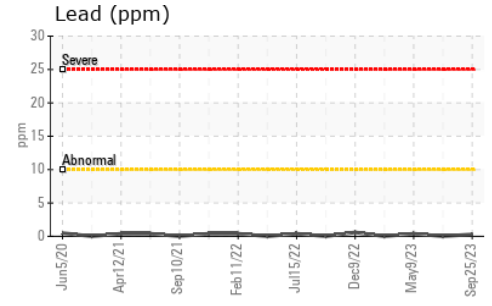
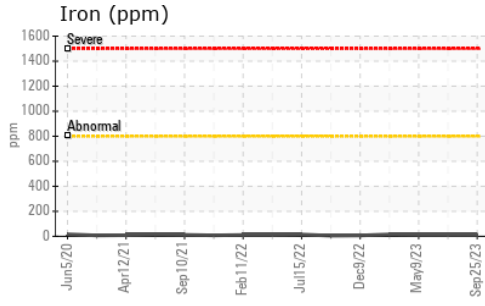
	method	limit/base	current	history1	history2
Visc @ 40°C	cSt	ASTM D445 213.9	195	196	181

OIL ANALYSIS REPORT



SAMPLE IMAGES	method	limit/base	current	history1	history2
Color			no image	no image	no image
Bottom			no image	no image	no image

GRAPHS



Laboratory : WearCheck USA - 501 Madison Ave., Cary, NC 27513
Sample No. : PCA0084272 **Received** : 04 Oct 2023
Lab Number : 05969935 **Diagnosed** : 09 Oct 2023
Unique Number : 10681885 **Diagnostician** : Don Baldrige
Test Package : MOB 1

Kemp Quarries - Pryor Stone - Pryor
 1050 E 520 Rd
 Pryor, OK
 US 74361
 Contact:
 pryor@pryorstone.com
 T:
 F:

To discuss this sample report, contact Customer Service at 1-800-237-1369.
 * - Denotes test methods that are outside of the ISO 17025 scope of accreditation.
 Statements of conformity to specifications are based on the simple acceptance decision rule (JCGM 106:2012)