

OIL ANALYSIS REPORT

Sample Rating Trend



NORMAL



Machine Id
JOHN DEERE 243

Component
Hydraulic System

Fluid
JOHN DEERE HY-GARD HYD/TRANS (--- GAL)

DIAGNOSIS

Recommendation

Resample at the next service interval to monitor.

Wear

All component wear rates are normal.

Contamination

There is no indication of any contamination in the oil.

Fluid Condition

The condition of the oil is acceptable for the time in service.

SAMPLE INFORMATION		method	limit/base	current	history1	history2
Sample Number	Client Info			PCA0105094	---	---
Sample Date	Client Info			27 Sep 2023	---	---
Machine Age	hrs	Client Info		2454	---	---
Oil Age	hrs	Client Info		2454	---	---
Oil Changed	Client Info			Not Changed	---	---
Sample Status				NORMAL	---	---

WEAR METALS		method	limit/base	current	history1	history2
Iron	ppm	ASTM D5185m	>20	0	---	---
Chromium	ppm	ASTM D5185m	>10	1	---	---
Nickel	ppm	ASTM D5185m	>10	<1	---	---
Titanium	ppm	ASTM D5185m		0	---	---
Silver	ppm	ASTM D5185m		0	---	---
Aluminum	ppm	ASTM D5185m	>10	0	---	---
Lead	ppm	ASTM D5185m	>10	<1	---	---
Copper	ppm	ASTM D5185m	>75	<1	---	---
Tin	ppm	ASTM D5185m	>10	0	---	---
Vanadium	ppm	ASTM D5185m		0	---	---
Cadmium	ppm	ASTM D5185m		0	---	---

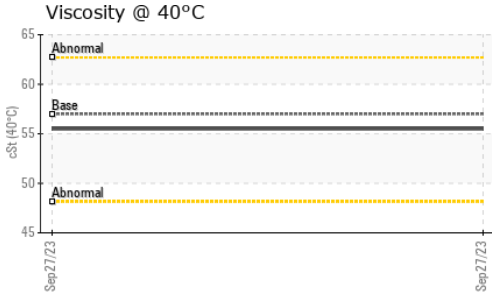
ADDITIVES		method	limit/base	current	history1	history2
Boron	ppm	ASTM D5185m	6	0	---	---
Barium	ppm	ASTM D5185m	0	0	---	---
Molybdenum	ppm	ASTM D5185m	0	0	---	---
Manganese	ppm	ASTM D5185m		0	---	---
Magnesium	ppm	ASTM D5185m	145	3	---	---
Calcium	ppm	ASTM D5185m	3570	106	---	---
Phosphorus	ppm	ASTM D5185m	1290	640	---	---
Zinc	ppm	ASTM D5185m	1640	857	---	---
Sulfur	ppm	ASTM D5185m		1647	---	---

CONTAMINANTS		method	limit/base	current	history1	history2
Silicon	ppm	ASTM D5185m	>20	1	---	---
Sodium	ppm	ASTM D5185m		0	---	---
Potassium	ppm	ASTM D5185m	>20	4	---	---

VISUAL		method	limit/base	current	history1	history2
White Metal	scalar	*Visual	NONE	NONE	---	---
Yellow Metal	scalar	*Visual	NONE	NONE	---	---
Precipitate	scalar	*Visual	NONE	NONE	---	---
Silt	scalar	*Visual	NONE	NONE	---	---
Debris	scalar	*Visual	NONE	NONE	---	---
Sand/Dirt	scalar	*Visual	NONE	NONE	---	---
Appearance	scalar	*Visual	NORML	NORML	---	---
Odor	scalar	*Visual	NORML	NORML	---	---
Emulsified Water	scalar	*Visual	>0.1	NEG	---	---
Free Water	scalar	*Visual		NEG	---	---


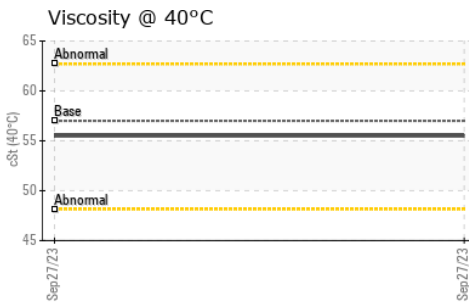
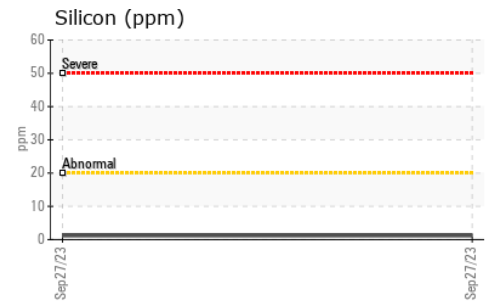
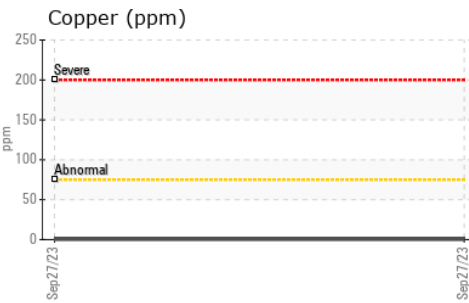
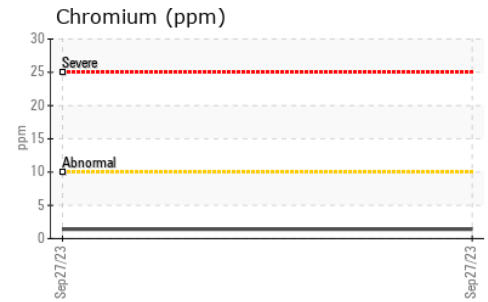
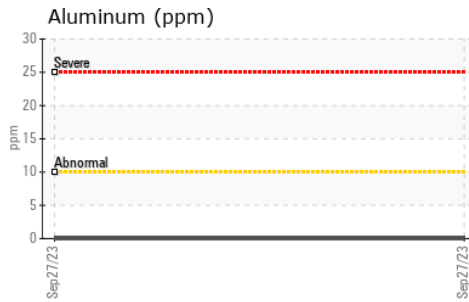
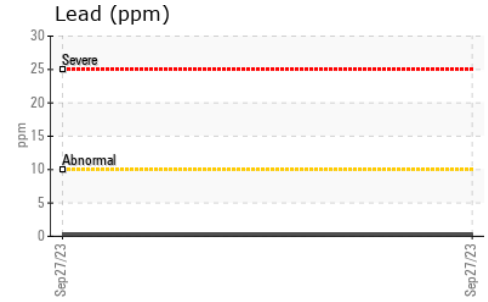
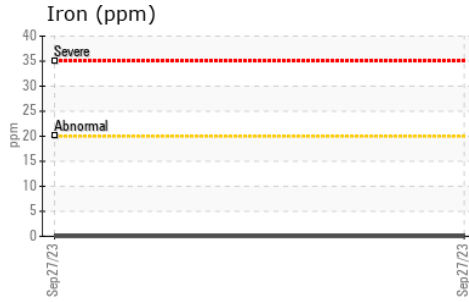
FLUID PROPERTIES		method	limit/base	current	history1	history2
Visc @ 40°C	cSt	ASTM D445	57.0	55.5	---	---

OIL ANALYSIS REPORT



SAMPLE IMAGES	method	limit/base	current	history1	history2
Color				no image	no image
Bottom				no image	no image

GRAPHS



Certificate L2367

Laboratory : WearCheck USA - 501 Madison Ave., Cary, NC 27513
Sample No. : PCA0105094 **Received** : 09 Oct 2023
Lab Number : 05973485 **Diagnosed** : 11 Oct 2023
Unique Number : 10685435 **Diagnostician** : Jonathan Hester
Test Package : MOB 1

CENTRAL VALLEY AG
 5707 LANGWORTH
 OAKDALE, CA
 US 95361
 Contact: S MCHENRY
 smchenry@cv-ag.com
 T: (209)630-8094
 F:

To discuss this sample report, contact Customer Service at 1-800-237-1369.

* - Denotes test methods that are outside of the ISO 17025 scope of accreditation.

Statements of conformity to specifications are based on the simple acceptance decision rule (JCGM 106:2012)