

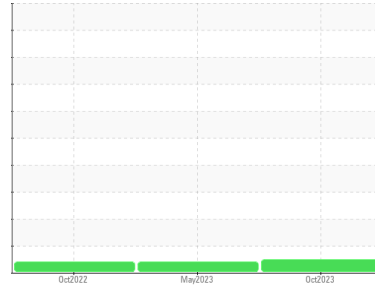
OIL ANALYSIS REPORT

Sample Rating Trend

NORMAL



Machine Id
DT819
Component
Rear Differential
Fluid
PETRO CANADA TRAXON SYNTHETIC 75W90 (3 GAL)



DIAGNOSIS

Recommendation

Resample at the next service interval to monitor.

Wear

All component wear rates are normal.

Contamination

There is no indication of any contamination in the oil.

Fluid Condition

The condition of the oil is acceptable for the time in service.

SAMPLE INFORMATION

	method	limit/base	current	history1	history2
Sample Number	Client Info		PCA0103326	PCA0096964	PCA0080973
Sample Date	Client Info		10 Oct 2023	09 May 2023	28 Oct 2022
Machine Age	mls	Client Info	76449	50474	24287
Oil Age	mls	Client Info	76449	50474	0
Oil Changed	Client Info		Changed	Not Changd	Not Changd
Sample Status			NORMAL	ABNORMAL	ABNORMAL

WEAR METALS

	method	limit/base	current	history1	history2
Iron	ppm	ASTM D5185m >870	254	292	186
Chromium	ppm	ASTM D5185m >8	2	2	1
Nickel	ppm	ASTM D5185m >25	11	11	5
Titanium	ppm	ASTM D5185m >4	<1	<1	<1
Silver	ppm	ASTM D5185m	0	0	0
Aluminum	ppm	ASTM D5185m >40	3	<1	2
Lead	ppm	ASTM D5185m >25	0	0	0
Copper	ppm	ASTM D5185m >60	2	1	1
Tin	ppm	ASTM D5185m >5	<1	0	0
Vanadium	ppm	ASTM D5185m	0	0	0
Cadmium	ppm	ASTM D5185m	<1	0	0

ADDITIVES

	method	limit/base	current	history1	history2
Boron	ppm	ASTM D5185m 328	148	160	165
Barium	ppm	ASTM D5185m 1	3	0	<1
Molybdenum	ppm	ASTM D5185m	2	2	2
Manganese	ppm	ASTM D5185m	4	4	3
Magnesium	ppm	ASTM D5185m 1	15	13	14
Calcium	ppm	ASTM D5185m 7	65	70	71
Phosphorus	ppm	ASTM D5185m 1145	1020	1052	1094
Zinc	ppm	ASTM D5185m 3	39	24	34
Sulfur	ppm	ASTM D5185m 17909	23023	25056	27982

CONTAMINANTS

	method	limit/base	current	history1	history2
Silicon	ppm	ASTM D5185m >285	215	173	176
Sodium	ppm	ASTM D5185m	4	4	1
Potassium	ppm	ASTM D5185m >20	2	1	3

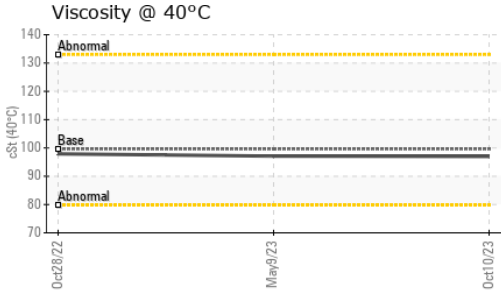
VISUAL

	method	limit/base	current	history1	history2
White Metal	scalar	*Visual NONE	NONE	MODER	NONE
Yellow Metal	scalar	*Visual NONE	NONE	NONE	NONE
Precipitate	scalar	*Visual NONE	NONE	NONE	NONE
Silt	scalar	*Visual NONE	NONE	NONE	NONE
Debris	scalar	*Visual NONE	NONE	▲ MODER	▲ MODER
Sand/Dirt	scalar	*Visual NONE	NONE	NONE	NONE
Appearance	scalar	*Visual NORML	NORML	NORML	NORML
Odor	scalar	*Visual NORML	NORML	NORML	NORML
Emulsified Water	scalar	*Visual >.2	NEG	NEG	NEG
Free Water	scalar	*Visual	NEG	NEG	NEG

FLUID PROPERTIES

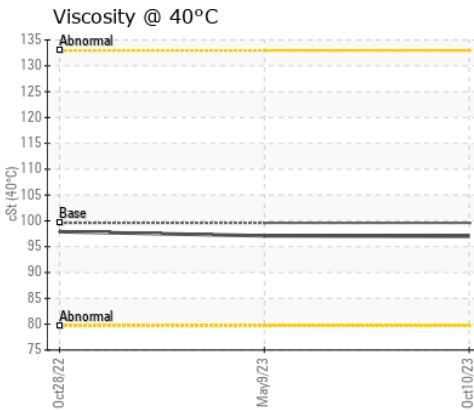
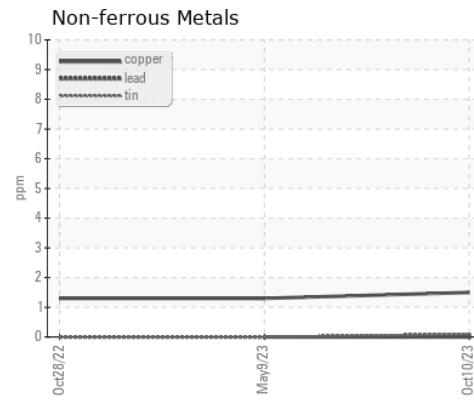
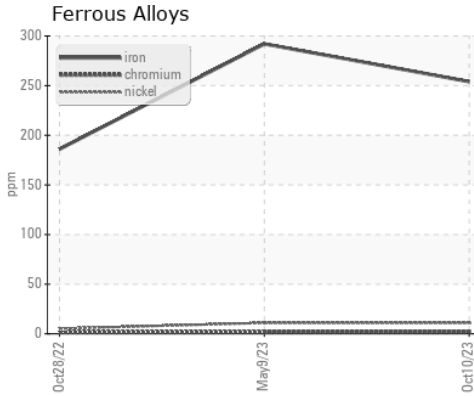
	method	limit/base	current	history1	history2
Visc @ 40°C	cSt	ASTM D445 99.6	97.0	97.1	97.9

OIL ANALYSIS REPORT



SAMPLE IMAGES	method	limit/base	current	history1	history2
Color			no image	no image	no image
Bottom			no image	no image	no image

GRAPHS



Certificate L2367

Laboratory : WearCheck USA - 501 Madison Ave., Cary, NC 27513
Sample No. : PCA0103326
Lab Number : 05977419
Unique Number : 10689369
Test Package : FLEET

NW WHITE & CO - ANDERSON DIVISION
 2605 RIVER RD
 PIEDMONT, SC
 US 29673
 Contact: James Threatt
 jthreatt@nwwhite.com
 T: (864)918-4646
 F:

To discuss this sample report, contact Customer Service at 1-800-237-1369.

* - Denotes test methods that are outside of the ISO 17025 scope of accreditation.

Statements of conformity to specifications are based on the simple acceptance decision rule (JCGM 106:2012)