

OIL ANALYSIS REPORT

Sample Rating Trend

NORMAL



Area
NWW GREENWOOD
Machine Id
822
Component
Differential
Fluid
GEAR OIL SAE 75W90 (1)

DIAGNOSIS

Recommendation

Resample at the next service interval to monitor.

Wear

All component wear rates are normal.

Contamination

There is no indication of any contamination in the oil.

Fluid Condition

The condition of the oil is acceptable for the time in service.

SAMPLE INFORMATION

	method	limit/base	current	history1	history2
Sample Number	Client Info		PCA0102367	---	---
Sample Date	Client Info		11 Oct 2023	---	---
Machine Age	mls	Client Info	50000	---	---
Oil Age	mls	Client Info	0	---	---
Oil Changed	Client Info		Changed	---	---
Sample Status			NORMAL	---	---

WEAR METALS

	method	limit/base	current	history1	history2
Iron	ppm	ASTM D5185m >870	156	---	---
Chromium	ppm	ASTM D5185m >8	2	---	---
Nickel	ppm	ASTM D5185m >25	9	---	---
Titanium	ppm	ASTM D5185m >4	<1	---	---
Silver	ppm	ASTM D5185m	0	---	---
Aluminum	ppm	ASTM D5185m >40	2	---	---
Lead	ppm	ASTM D5185m >25	0	---	---
Copper	ppm	ASTM D5185m >60	2	---	---
Tin	ppm	ASTM D5185m >5	<1	---	---
Vanadium	ppm	ASTM D5185m	0	---	---
Cadmium	ppm	ASTM D5185m	0	---	---

ADDITIVES

	method	limit/base	current	history1	history2
Boron	ppm	ASTM D5185m 400	148	---	---
Barium	ppm	ASTM D5185m 200	1	---	---
Molybdenum	ppm	ASTM D5185m 12	<1	---	---
Manganese	ppm	ASTM D5185m	3	---	---
Magnesium	ppm	ASTM D5185m 12	17	---	---
Calcium	ppm	ASTM D5185m 150	70	---	---
Phosphorus	ppm	ASTM D5185m 1650	1123	---	---
Zinc	ppm	ASTM D5185m 125	31	---	---
Sulfur	ppm	ASTM D5185m 22500	24741	---	---

CONTAMINANTS

	method	limit/base	current	history1	history2
Silicon	ppm	ASTM D5185m >285	130	---	---
Sodium	ppm	ASTM D5185m	4	---	---
Potassium	ppm	ASTM D5185m >20	3	---	---

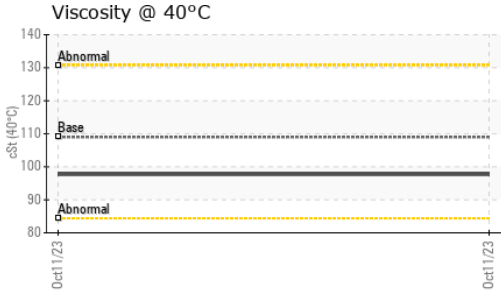
VISUAL

	method	limit/base	current	history1	history2
White Metal	scalar	*Visual NONE	NONE	---	---
Yellow Metal	scalar	*Visual NONE	NONE	---	---
Precipitate	scalar	*Visual NONE	NONE	---	---
Silt	scalar	*Visual NONE	NONE	---	---
Debris	scalar	*Visual NONE	LIGHT	---	---
Sand/Dirt	scalar	*Visual NONE	NONE	---	---
Appearance	scalar	*Visual NORML	NORML	---	---
Odor	scalar	*Visual NORML	NORML	---	---
Emulsified Water	scalar	*Visual >.2	NEG	---	---
Free Water	scalar	*Visual	NEG	---	---

FLUID PROPERTIES

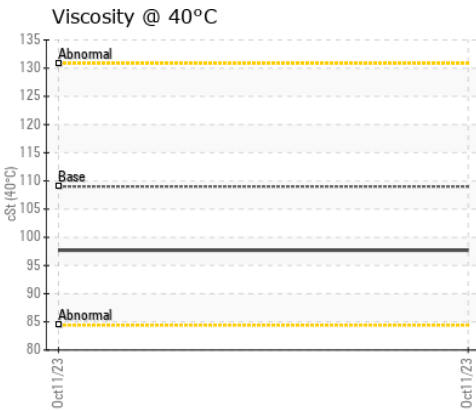
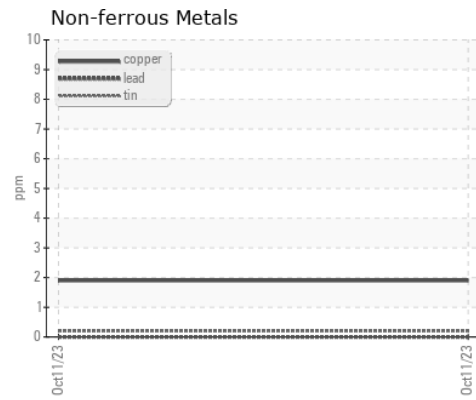
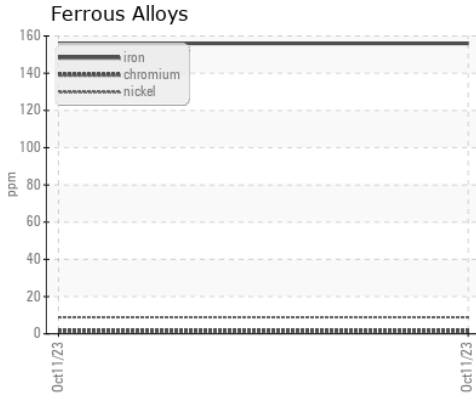
	method	limit/base	current	history1	history2
Visc @ 40°C	cSt	ASTM D445 109	97.7	---	---

OIL ANALYSIS REPORT



SAMPLE IMAGES	method	limit/base	current	history1	history2
Color			no image	no image	no image
Bottom			no image	no image	no image

GRAPHS



Certificate L2367

Laboratory : WearCheck USA - 501 Madison Ave., Cary, NC 27513
Sample No. : PCA0102367 **Received** : 12 Oct 2023
Lab Number : 05977851 **Diagnosed** : 16 Oct 2023
Unique Number : 10695146 **Diagnostician** : Don Baldrige
Test Package : FLEET

NW WHITE & CO - GREENWOOD DIVISION
 411 QUARRY ROAD
 GREENWOOD, SC
 US 29149
 Contact: Mitchell Brown
 greenwoodshop@nwwhite.com
 T: (864)389-9553
 F:

To discuss this sample report, contact Customer Service at 1-800-237-1369.

* - Denotes test methods that are outside of the ISO 17025 scope of accreditation.

Statements of conformity to specifications are based on the simple acceptance decision rule (JCGM 106:2012)