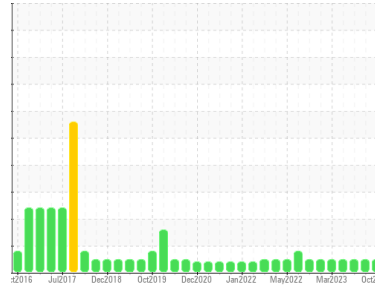


OIL ANALYSIS REPORT

Sample Rating Trend



NORMAL



Area
KEMP QUARRIES / RIVER VALLEY OZARK
Machine Id
WL112
Component
Hydraulic System
Fluid
PETRO CANADA HYDREX AW 68 (--- GAL)

DIAGNOSIS

Recommendation

Resample at the next service interval to monitor.

Wear

All component wear rates are normal.

Contamination

There is no indication of any contamination in the fluid.

Fluid Condition

The condition of the fluid is acceptable for the time in service.

SAMPLE INFORMATION

	method	limit/base	current	history1	history2
Sample Number	Client Info		PCA0069681	PCA0069728	PCA0069768
Sample Date	Client Info		09 Oct 2023	25 Aug 2023	05 Jul 2023
Machine Age	hrs	Client Info	34927	34674	34304
Oil Age	hrs	Client Info	31552	31552	31552
Oil Changed	Client Info		N/A	N/A	N/A
Sample Status			NORMAL	NORMAL	NORMAL

WEAR METALS

	method	limit/base	current	history1	history2
Iron	ppm	ASTM D5185m >20	7	5	12
Chromium	ppm	ASTM D5185m >10	<1	<1	1
Nickel	ppm	ASTM D5185m >10	<1	0	<1
Titanium	ppm	ASTM D5185m	<1	<1	<1
Silver	ppm	ASTM D5185m	0	0	0
Aluminum	ppm	ASTM D5185m >10	<1	6	10
Lead	ppm	ASTM D5185m >10	<1	<1	0
Copper	ppm	ASTM D5185m >75	2	2	3
Tin	ppm	ASTM D5185m >10	<1	<1	0
Vanadium	ppm	ASTM D5185m	0	0	0
Cadmium	ppm	ASTM D5185m	0	0	0

ADDITIVES

	method	limit/base	current	history1	history2
Boron	ppm	ASTM D5185m 0	4	4	4
Barium	ppm	ASTM D5185m 0	2	2	0
Molybdenum	ppm	ASTM D5185m 0	7	6	6
Manganese	ppm	ASTM D5185m 0	<1	0	<1
Magnesium	ppm	ASTM D5185m 0	42	30	52
Calcium	ppm	ASTM D5185m 50	235	262	400
Phosphorus	ppm	ASTM D5185m 330	400	387	453
Zinc	ppm	ASTM D5185m 430	526	515	566
Sulfur	ppm	ASTM D5185m 760	1328	1184	1614

CONTAMINANTS

	method	limit/base	current	history1	history2
Silicon	ppm	ASTM D5185m >20	12	9	17
Sodium	ppm	ASTM D5185m	0	0	<1
Potassium	ppm	ASTM D5185m >20	2	2	5

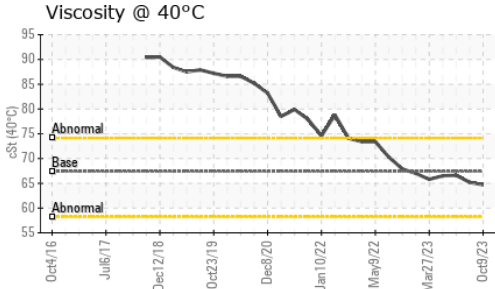
VISUAL

	method	limit/base	current	history1	history2
White Metal	scalar	*Visual NONE	NONE	NONE	NONE
Yellow Metal	scalar	*Visual NONE	NONE	NONE	NONE
Precipitate	scalar	*Visual NONE	NONE	NONE	NONE
Silt	scalar	*Visual NONE	NONE	NONE	NONE
Debris	scalar	*Visual NONE	NONE	NONE	NONE
Sand/Dirt	scalar	*Visual NONE	NONE	NONE	NONE
Appearance	scalar	*Visual NORML	NORML	NORML	NORML
Odor	scalar	*Visual NORML	NORML	NORML	NORML
Emulsified Water	scalar	*Visual >0.1	NEG	NEG	NEG
Free Water	scalar	*Visual	NEG	NEG	NEG

FLUID PROPERTIES

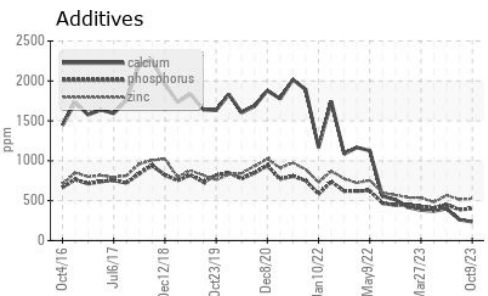
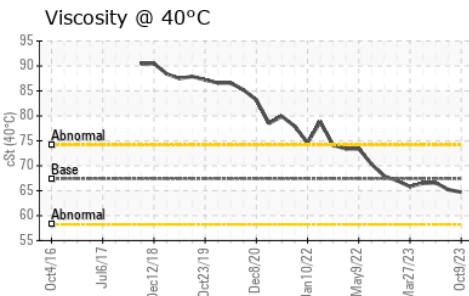
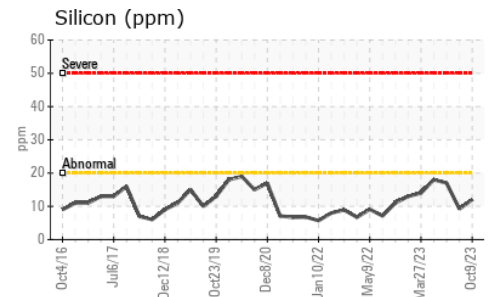
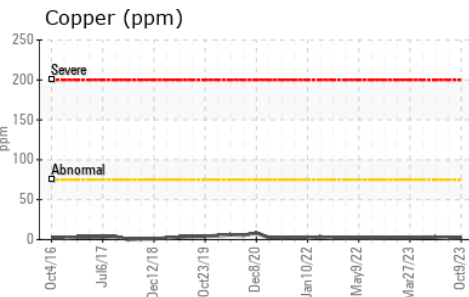
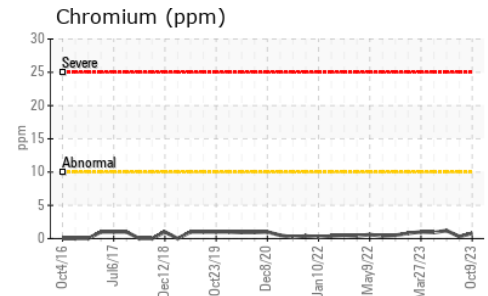
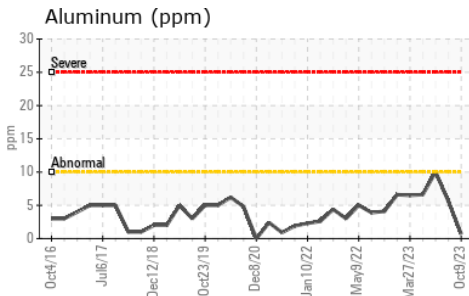
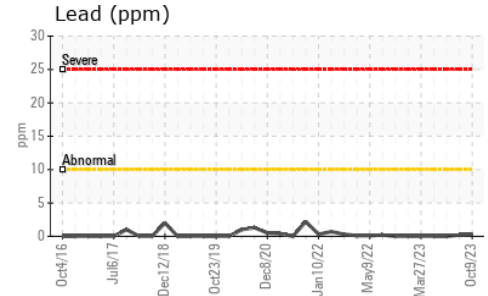
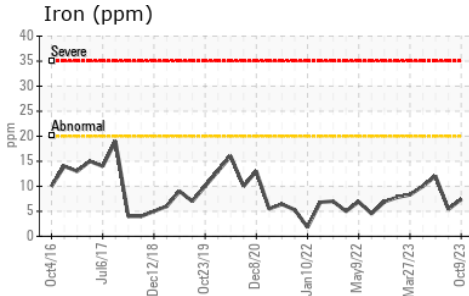
	method	limit/base	current	history1	history2
Visc @ 40°C	cSt	ASTM D445 67.4	64.7	65.2	66.6

OIL ANALYSIS REPORT



SAMPLE IMAGES	method	limit/base	current	history1	history2
Color			no image	no image	no image
Bottom			no image	no image	no image

GRAPHS



Certificate L2367

Laboratory : WearCheck USA - 501 Madison Ave., Cary, NC 27513
Sample No. : PCA0069681
Lab Number : 05979173
Unique Number : 10696468
Test Package : MOB 1

Kemp Quarries - River Valley - Ozark
 9446 N Hwy 309
 Ozark, AR
 US 72949
 Contact:

To discuss this sample report, contact Customer Service at 1-800-237-1369.

* - Denotes test methods that are outside of the ISO 17025 scope of accreditation.

Statements of conformity to specifications are based on the simple acceptance decision rule (JCGM 106:2012)

ozark@rivervalleyquarries.com

T:
F: