



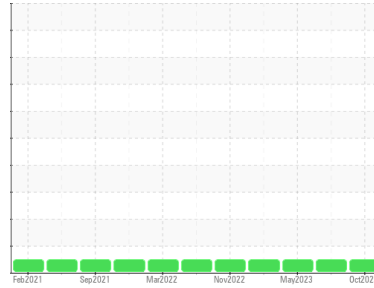
OIL ANALYSIS REPORT

Sample Rating Trend

NORMAL



Machine Id
4646M
 Component
Diesel Engine
 Fluid
PETRO CANADA DURON SHP 15W40 (--- GAL)



DIAGNOSIS

Recommendation

Resample at the next service interval to monitor.

Wear

All component wear rates are normal.

Contamination

There is no indication of any contamination in the oil.

Fluid Condition

The BN result indicates that there is suitable alkalinity remaining in the oil. The condition of the oil is suitable for further service.

SAMPLE INFORMATION

	method	limit/base	current	history1	history2
Sample Number	Client Info		GFL0096598	GFL0082749	GFL0081240
Sample Date	Client Info		09 Oct 2023	16 Jul 2023	05 May 2023
Machine Age	hrs	Client Info	15333	14729	14137
Oil Age	hrs	Client Info	600	600	600
Oil Changed	Client Info		Changed	N/A	Changed
Sample Status			NORMAL	NORMAL	NORMAL

CONTAMINATION

	method	limit/base	current	history1	history2
Fuel	WC Method	>3.0	<1.0	<1.0	<1.0
Glycol	WC Method		NEG	NEG	NEG

WEAR METALS

	method	limit/base	current	history1	history2
Iron	ppm	ASTM D5185m >90	19	21	19
Chromium	ppm	ASTM D5185m >20	<1	<1	<1
Nickel	ppm	ASTM D5185m >2	<1	0	<1
Titanium	ppm	ASTM D5185m >2	<1	0	0
Silver	ppm	ASTM D5185m >2	0	0	0
Aluminum	ppm	ASTM D5185m >20	2	1	2
Lead	ppm	ASTM D5185m >40	0	0	0
Copper	ppm	ASTM D5185m >330	2	<1	<1
Tin	ppm	ASTM D5185m >15	<1	0	0
Vanadium	ppm	ASTM D5185m	0	<1	0
Cadmium	ppm	ASTM D5185m	<1	0	0

ADDITIVES

	method	limit/base	current	history1	history2
Boron	ppm	ASTM D5185m 0	<1	<1	<1
Barium	ppm	ASTM D5185m 0	3	0	0
Molybdenum	ppm	ASTM D5185m 60	59	62	60
Manganese	ppm	ASTM D5185m 0	<1	<1	<1
Magnesium	ppm	ASTM D5185m 1010	906	975	924
Calcium	ppm	ASTM D5185m 1070	1069	1118	1042
Phosphorus	ppm	ASTM D5185m 1150	896	1005	1005
Zinc	ppm	ASTM D5185m 1270	1182	1254	1254
Sulfur	ppm	ASTM D5185m 2060	2641	3261	2975

CONTAMINANTS

	method	limit/base	current	history1	history2
Silicon	ppm	ASTM D5185m >25	4	4	3
Sodium	ppm	ASTM D5185m	7	8	6
Potassium	ppm	ASTM D5185m >20	2	1	3

INFRA-RED

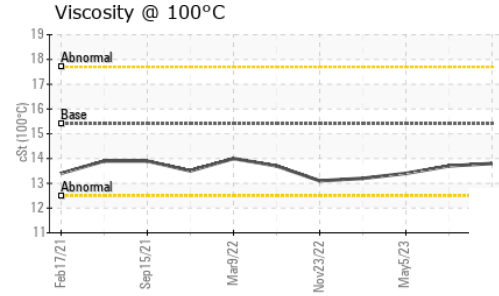
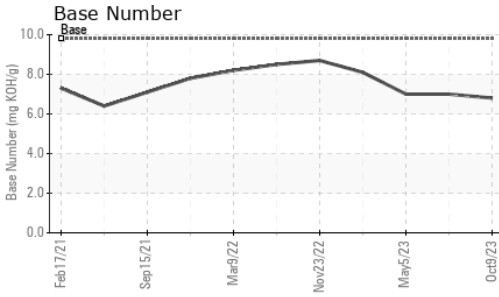
	method	limit/base	current	history1	history2
Soot %	%	*ASTM D7844 >6	0.6	0.6	0.4
Nitration	Abs/cm	*ASTM D7624 >20	10.0	10.1	10.0
Sulfation	Abs/.1mm	*ASTM D7415 >30	21.1	21.5	21.0

FLUID DEGRADATION

	method	limit/base	current	history1	history2
Oxidation	Abs/.1mm	*ASTM D7414 >25	17.8	18.2	18.0
Base Number (BN)	mg KOH/g	ASTM D2896 9.8	6.8	7.0	7.0



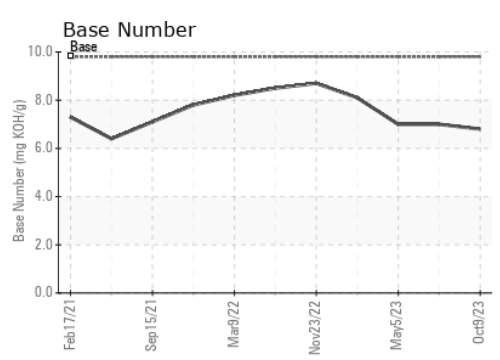
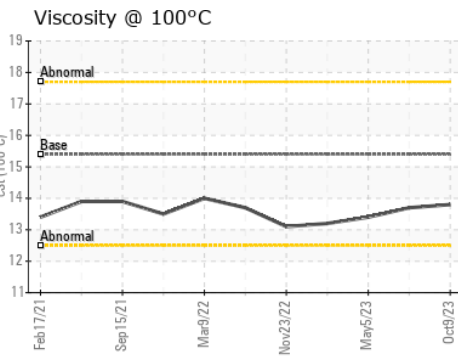
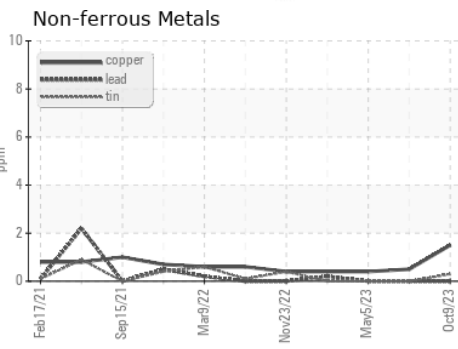
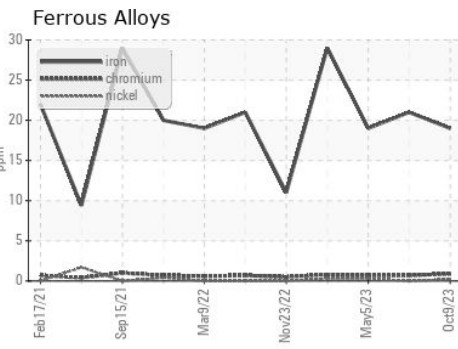
OIL ANALYSIS REPORT



VISUAL	method	limit/base	current	history1	history2
White Metal	scalar	*Visual	NONE	NONE	NONE
Yellow Metal	scalar	*Visual	NONE	NONE	NONE
Precipitate	scalar	*Visual	NONE	NONE	NONE
Silt	scalar	*Visual	NONE	NONE	NONE
Debris	scalar	*Visual	NONE	NONE	NONE
Sand/Dirt	scalar	*Visual	NONE	NONE	NONE
Appearance	scalar	*Visual	NORML	NORML	NORML
Odor	scalar	*Visual	NORML	NORML	NORML
Emulsified Water	scalar	*Visual	>0.2	NEG	NEG
Free Water	scalar	*Visual		NEG	NEG

FLUID PROPERTIES	method	limit/base	current	history1	history2	
Visc @ 100°C	cSt	ASTM D445	15.4	13.8	13.7	13.4

GRAPHS



Laboratory : WearCheck USA - 501 Madison Ave., Cary, NC 27513
Sample No. : GFL0096598 **Received** : 16 Oct 2023
Lab Number : **05980309** **Diagnosed** : 17 Oct 2023
Unique Number : 10697604 **Diagnostician** : Wes Davis
Test Package : FLEET

GFL Environmental - 465 - Pontiac
 888 Baldwin
 Pontiac, MI
 US 48340
 Contact: Ricky Matthews
 rickymathews@gflenv.com
 T: (586)825-9514
 F:

Certificate L2367
 To discuss this sample report, contact Customer Service at 1-800-237-1369.
 * - Denotes test methods that are outside of the ISO 17025 scope of accreditation.
 Statements of conformity to specifications are based on the simple acceptance decision rule (JCGM 106:2012)