

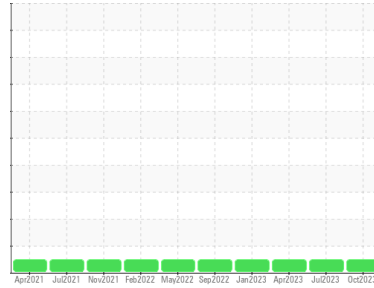
OIL ANALYSIS REPORT

Sample Rating Trend

NORMAL



Area
KEMP QUARRIES / PRYOR STONE [66477]
Machine Id
WL139
Component
Front Left Final Drive
Fluid
PETRO CANADA PRODURO TO-4 SAE 50 (--- GAL)



DIAGNOSIS

Recommendation
Resample at the next service interval to monitor. (Customer Sample Comment: Pm1 performed. All oil samples taken. Engine oil, and all filters changed.)

Wear
All component wear rates are normal.

Contamination
There is no indication of any contamination in the oil.

Fluid Condition
The condition of the oil is acceptable for the time in service.

SAMPLE INFORMATION

	method	limit/base	current	history1	history2
Sample Number	Client Info		PCA0084296	PCA0084049	PCA0083904
Sample Date	Client Info		07 Oct 2023	21 Jul 2023	03 Apr 2023
Machine Age	hrs	Client Info	34794	34308	33745
Oil Age	hrs	Client Info	486	2154	1691
Oil Changed	Client Info		Oil Added	Changed	Oil Added
Sample Status			NORMAL	NORMAL	NORMAL

WEAR METALS

	method	limit/base	current	history1	history2
Iron	ppm	ASTM D5185m >800	2	5	6
Chromium	ppm	ASTM D5185m >10	0	0	<1
Nickel	ppm	ASTM D5185m >5	0	0	<1
Titanium	ppm	ASTM D5185m >15	0	0	0
Silver	ppm	ASTM D5185m >2	0	0	0
Aluminum	ppm	ASTM D5185m >75	1	3	1
Lead	ppm	ASTM D5185m >10	<1	0	0
Copper	ppm	ASTM D5185m >75	<1	<1	<1
Tin	ppm	ASTM D5185m >8	<1	0	0
Vanadium	ppm	ASTM D5185m	0	0	0
Cadmium	ppm	ASTM D5185m	0	0	0

ADDITIVES

	method	limit/base	current	history1	history2
Boron	ppm	ASTM D5185m 2	0	0	0
Barium	ppm	ASTM D5185m 0	0	0	0
Molybdenum	ppm	ASTM D5185m 0	<1	0	1
Manganese	ppm	ASTM D5185m 0	0	<1	<1
Magnesium	ppm	ASTM D5185m 9	3	21	23
Calcium	ppm	ASTM D5185m 3114	3734	3375	3359
Phosphorus	ppm	ASTM D5185m 1099	1061	1001	1028
Zinc	ppm	ASTM D5185m 1245	1364	1241	1284
Sulfur	ppm	ASTM D5185m 7086	4818	5049	5387

CONTAMINANTS

	method	limit/base	current	history1	history2
Silicon	ppm	ASTM D5185m >400	9	11	11
Sodium	ppm	ASTM D5185m	<1	2	2
Potassium	ppm	ASTM D5185m >20	<1	0	1

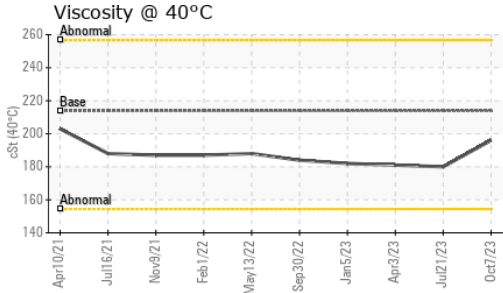
VISUAL

	method	limit/base	current	history1	history2
White Metal	scalar	*Visual NONE	NONE	NONE	NONE
Yellow Metal	scalar	*Visual NONE	NONE	NONE	NONE
Precipitate	scalar	*Visual NONE	NONE	NONE	NONE
Silt	scalar	*Visual NONE	NONE	NONE	NONE
Debris	scalar	*Visual NONE	NONE	NONE	NONE
Sand/Dirt	scalar	*Visual NONE	NONE	NONE	NONE
Appearance	scalar	*Visual NORML	NORML	NORML	NORML
Odor	scalar	*Visual NORML	NORML	NORML	NORML
Emulsified Water	scalar	*Visual >0.2	NEG	NEG	NEG
Free Water	scalar	*Visual	NEG	NEG	NEG

FLUID PROPERTIES

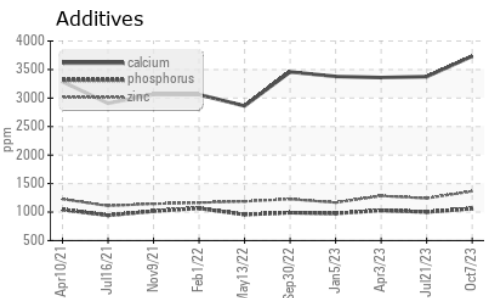
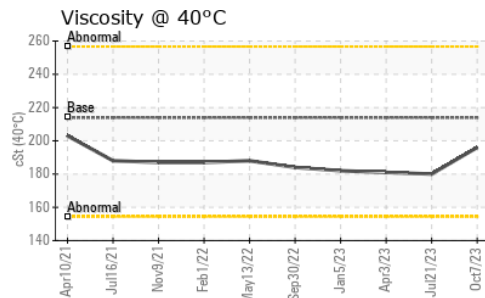
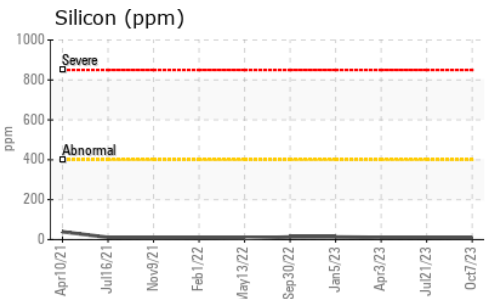
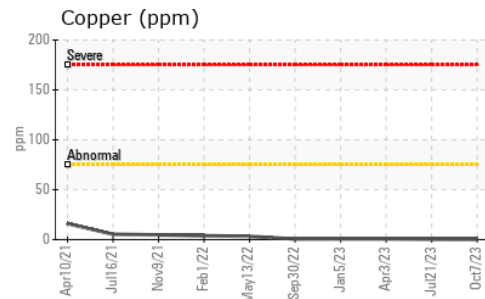
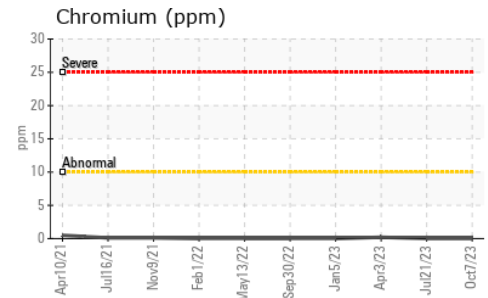
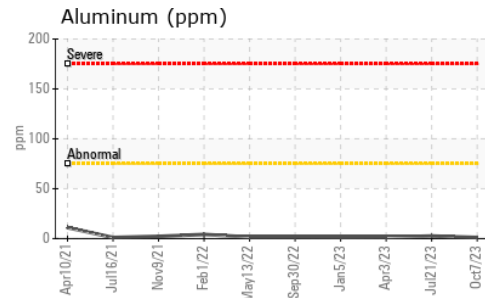
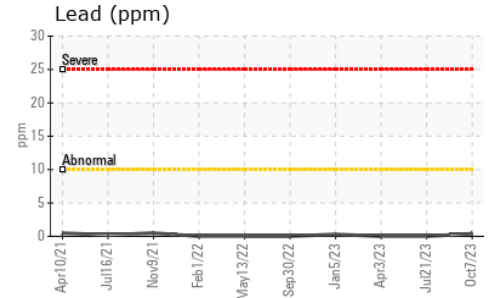
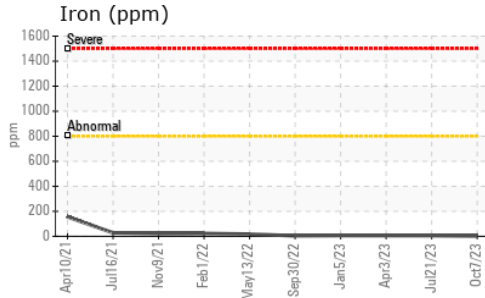
	method	limit/base	current	history1	history2
Visc @ 40°C	cSt	ASTM D445 213.9	196	180	181

OIL ANALYSIS REPORT



SAMPLE IMAGES	method	limit/base	current	history1	history2
Color			no image	no image	no image
Bottom			no image	no image	no image

GRAPHS



Certificate L2367

Laboratory : WearCheck USA - 501 Madison Ave., Cary, NC 27513
Sample No. : PCA0084296 **Received** : 16 Oct 2023
Lab Number : 05980726 **Diagnosed** : 18 Oct 2023
Unique Number : 10698021 **Diagnostician** : Sean Felton
Test Package : MOB 1

Kemp Quarries - Pryor Stone - Pryor
 1050 E 520 Rd
 Pryor, OK
 US 74361
 Contact:
 pryor@pryorstone.com
 T:
 F:

To discuss this sample report, contact Customer Service at 1-800-237-1369.

* - Denotes test methods that are outside of the ISO 17025 scope of accreditation.

Statements of conformity to specifications are based on the simple acceptance decision rule (JCGM 106:2012)