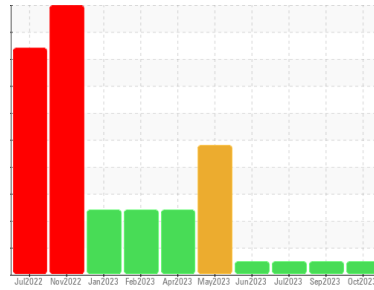




OIL ANALYSIS REPORT

Sample Rating Trend



NORMAL



Machine Id
728044-362000

Component
Diesel Engine

Fluid
PETRO CANADA DURON SHP 15W40 (--- GAL)

DIAGNOSIS

Recommendation

Resample at the next service interval to monitor.

Wear

All component wear rates are normal.

Contamination

There is no indication of any contamination in the oil.

Fluid Condition

The BN result indicates that there is suitable alkalinity remaining in the oil. The condition of the oil is suitable for further service.

SAMPLE INFORMATION

	method	limit/base	current	history1	history2
Sample Number	Client Info		GFL0088061	GFL0088182	GFL0067705
Sample Date	Client Info		11 Oct 2023	26 Sep 2023	09 Jul 2023
Machine Age	hrs	Client Info	2720	222744	0
Oil Age	hrs	Client Info	0	0	0
Oil Changed	Client Info		N/A	Not Changd	N/A
Sample Status			NORMAL	NORMAL	NORMAL

CONTAMINATION

	method	limit/base	current	history1	history2
Fuel	WC Method	>5	<1.0	<1.0	<1.0
Glycol	WC Method		NEG	NEG	NEG

WEAR METALS

	method	limit/base	current	history1	history2
Iron	ppm	ASTM D5185m >100	15	12	11
Chromium	ppm	ASTM D5185m >20	<1	<1	<1
Nickel	ppm	ASTM D5185m >4	<1	0	0
Titanium	ppm	ASTM D5185m	<1	0	<1
Silver	ppm	ASTM D5185m >3	0	0	0
Aluminum	ppm	ASTM D5185m >20	3	2	1
Lead	ppm	ASTM D5185m >40	0	<1	0
Copper	ppm	ASTM D5185m >330	4	4	10
Tin	ppm	ASTM D5185m >15	<1	<1	0
Vanadium	ppm	ASTM D5185m	0	0	0
Cadmium	ppm	ASTM D5185m	<1	0	0

ADDITIVES

	method	limit/base	current	history1	history2
Boron	ppm	ASTM D5185m 0	32	46	0
Barium	ppm	ASTM D5185m 0	10	0	0
Molybdenum	ppm	ASTM D5185m 60	37	29	57
Manganese	ppm	ASTM D5185m 0	<1	<1	<1
Magnesium	ppm	ASTM D5185m 1010	516	482	879
Calcium	ppm	ASTM D5185m 1070	1361	1599	970
Phosphorus	ppm	ASTM D5185m 1150	960	1039	936
Zinc	ppm	ASTM D5185m 1270	1116	1238	1148
Sulfur	ppm	ASTM D5185m 2060	3054	3229	3397

CONTAMINANTS

	method	limit/base	current	history1	history2
Silicon	ppm	ASTM D5185m >25	2	4	3
Sodium	ppm	ASTM D5185m	23	23	36
Potassium	ppm	ASTM D5185m >20	14	11	13

INFRA-RED

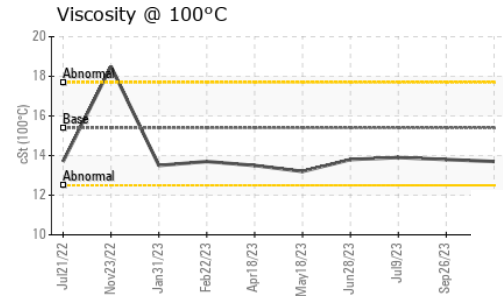
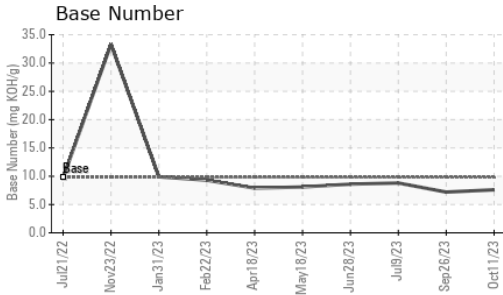
	method	limit/base	current	history1	history2
Soot %	%	*ASTM D7844 >3	0.6	0.6	0.3
Nitration	Abs/cm	*ASTM D7624 >20	8.6	8.6	6.4
Sulfation	Abs/.1mm	*ASTM D7415 >30	20.7	20.1	19.0

FLUID DEGRADATION

	method	limit/base	current	history1	history2
Oxidation	Abs/.1mm	*ASTM D7414 >25	17.1	16.5	15.1
Base Number (BN)	mg KOH/g	ASTM D2896 9.8	7.6	7.2	8.8



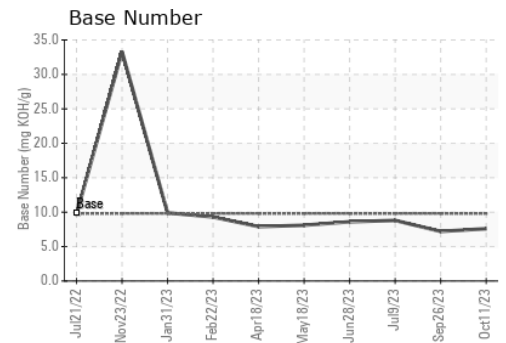
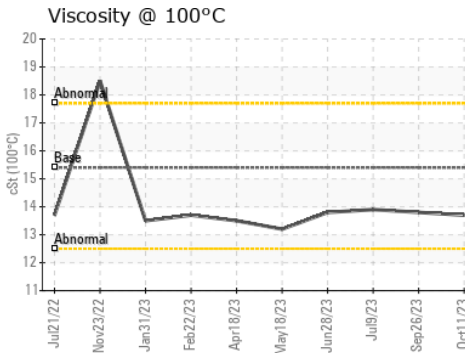
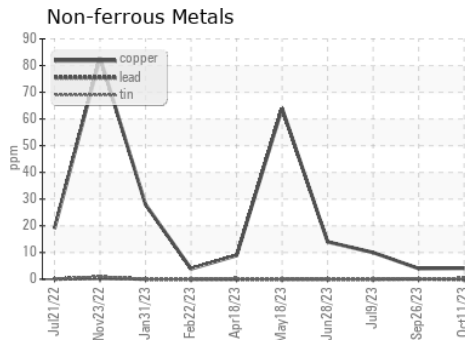
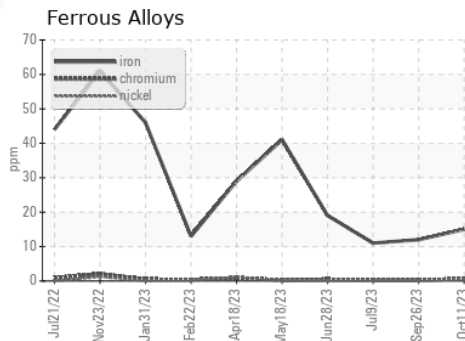
OIL ANALYSIS REPORT



VISUAL	method	limit/base	current	history1	history2
White Metal	scalar	*Visual	NONE	NONE	NONE
Yellow Metal	scalar	*Visual	NONE	NONE	NONE
Precipitate	scalar	*Visual	NONE	NONE	NONE
Silt	scalar	*Visual	NONE	NONE	NONE
Debris	scalar	*Visual	NONE	NONE	NONE
Sand/Dirt	scalar	*Visual	NONE	NONE	NONE
Appearance	scalar	*Visual	NORML	NORML	NORML
Odor	scalar	*Visual	NORML	NORML	NORML
Emulsified Water	scalar	*Visual	>0.2	NEG	NEG
Free Water	scalar	*Visual		NEG	NEG

FLUID PROPERTIES	method	limit/base	current	history1	history2
Visc @ 100°C	cSt	ASTM D445	15.4	13.7	13.8

GRAPHS



Certificate L2367

Laboratory : WearCheck USA - 501 Madison Ave., Cary, NC 27513
 Sample No. : GFL0088061
 Lab Number : 05981715
 Unique Number : 10699010
 Test Package : FLEET

GFL Environmental - 820 - Joplin Hauling
 3700 West 7th Street
 Joplin, MO
 US 64801
 Contact: James Jarrett
 jjarrett@gflenv.com
 T: (417)310-2802
 F:

To discuss this sample report, contact Customer Service at 1-800-237-1369.

* - Denotes test methods that are outside of the ISO 17025 scope of accreditation.

Statements of conformity to specifications are based on the simple acceptance decision rule (JCGM 106:2012)