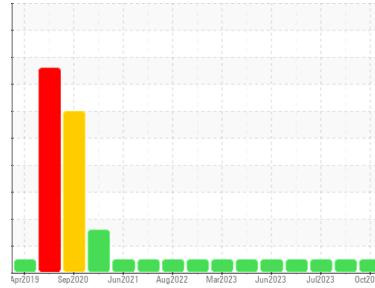




OIL ANALYSIS REPORT

Sample Rating Trend



NORMAL



Machine Id
420029-402256
 Component
Diesel Engine
 Fluid
CHEVRON DELO 400 MULTIGRADE 15W40 (--- GAL)

DIAGNOSIS

Recommendation

Resample at the next service interval to monitor.

Wear

All component wear rates are normal.

Contamination

There is no indication of any contamination in the oil.

Fluid Condition

The BN result indicates that there is suitable alkalinity remaining in the oil. The condition of the oil is suitable for further service.

SAMPLE INFORMATION

	method	limit/base	current	history1	history2
Sample Number	Client Info		GFL0086384	GFL0074778	GFL0074774
Sample Date	Client Info		16 Oct 2023	08 Aug 2023	30 Jul 2023
Machine Age	hrs	Client Info	6857	6715	6676
Oil Age	hrs	Client Info	0	0	0
Oil Changed	Client Info		N/A	N/A	N/A
Sample Status			NORMAL	NORMAL	NORMAL

CONTAMINATION

	method	limit/base	current	history1	history2
Fuel	WC Method	>5	<1.0	<1.0	<1.0
Glycol	WC Method		NEG	NEG	NEG

WEAR METALS

	method	limit/base	current	history1	history2
Iron	ppm	ASTM D5185m >80	20	16	11
Chromium	ppm	ASTM D5185m >5	<1	1	<1
Nickel	ppm	ASTM D5185m >2	<1	<1	<1
Titanium	ppm	ASTM D5185m	<1	0	0
Silver	ppm	ASTM D5185m >3	0	0	<1
Aluminum	ppm	ASTM D5185m >30	3	3	3
Lead	ppm	ASTM D5185m >30	3	3	2
Copper	ppm	ASTM D5185m >150	2	1	1
Tin	ppm	ASTM D5185m >5	1	<1	<1
Vanadium	ppm	ASTM D5185m	<1	<1	0
Cadmium	ppm	ASTM D5185m	<1	0	0

ADDITIVES

	method	limit/base	current	history1	history2
Boron	ppm	ASTM D5185m	7	8	11
Barium	ppm	ASTM D5185m	10	1	1
Molybdenum	ppm	ASTM D5185m	69	68	65
Manganese	ppm	ASTM D5185m	<1	<1	0
Magnesium	ppm	ASTM D5185m	904	918	874
Calcium	ppm	ASTM D5185m	1129	1175	1153
Phosphorus	ppm	ASTM D5185m 1360	1014	1038	1006
Zinc	ppm	ASTM D5185m 1480	1243	1257	1221
Sulfur	ppm	ASTM D5185m	3151	3232	3204

CONTAMINANTS

	method	limit/base	current	history1	history2
Silicon	ppm	ASTM D5185m >20	6	6	6
Sodium	ppm	ASTM D5185m	2	4	2
Potassium	ppm	ASTM D5185m >20	4	2	11

INFRA-RED

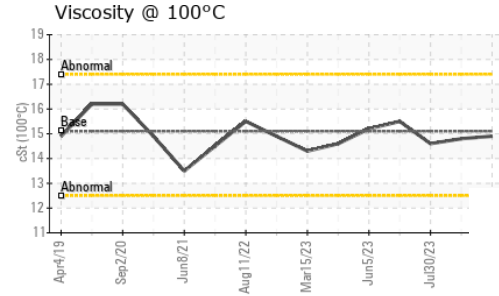
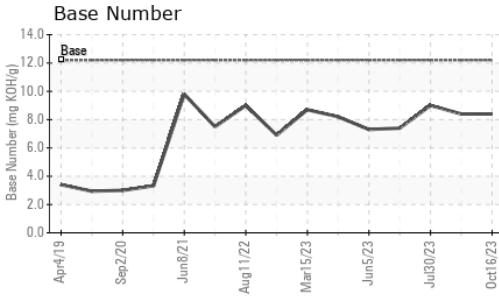
	method	limit/base	current	history1	history2
Soot %	%	*ASTM D7844 >3	0.6	0.4	0.3
Nitration	Abs/cm	*ASTM D7624 >20	8.7	7.4	6.6
Sulfation	Abs/.1mm	*ASTM D7415 >30	20.5	19.2	18.8

FLUID DEGRADATION

	method	limit/base	current	history1	history2
Oxidation	Abs/.1mm	*ASTM D7414 >25	16.9	15.1	14.8
Base Number (BN)	mg KOH/g	ASTM D2896 12.2	8.4	8.4	9.0



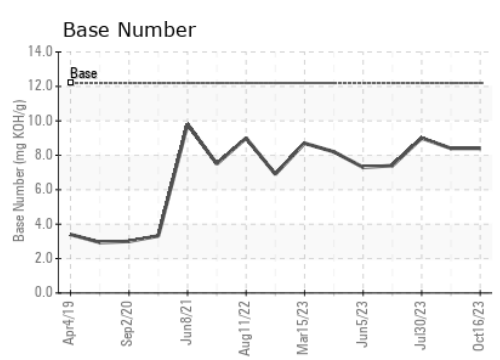
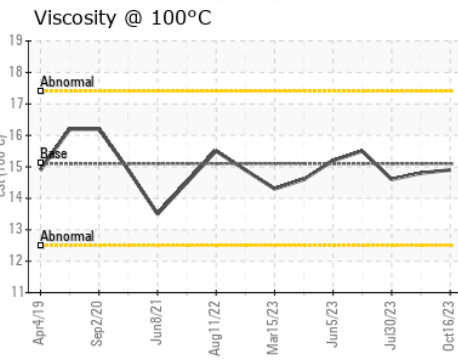
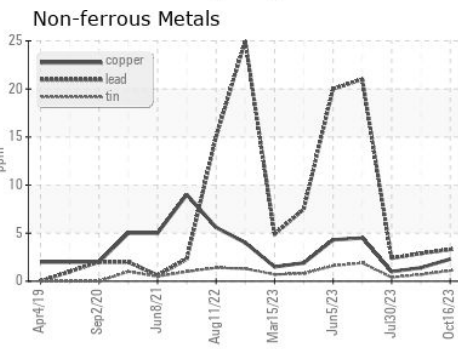
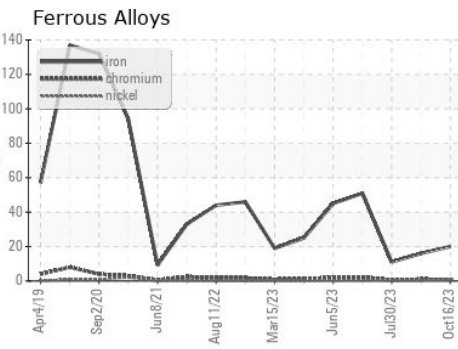
OIL ANALYSIS REPORT



VISUAL	method	limit/base	current	history1	history2
White Metal	scalar	*Visual	NONE	NONE	NONE
Yellow Metal	scalar	*Visual	NONE	NONE	NONE
Precipitate	scalar	*Visual	NONE	NONE	NONE
Silt	scalar	*Visual	NONE	NONE	NONE
Debris	scalar	*Visual	NONE	NONE	NONE
Sand/Dirt	scalar	*Visual	NONE	NONE	NONE
Appearance	scalar	*Visual	NORML	NORML	NORML
Odor	scalar	*Visual	NORML	NORML	NORML
Emulsified Water	scalar	*Visual	>0.2	NEG	NEG
Free Water	scalar	*Visual		NEG	NEG

FLUID PROPERTIES	method	limit/base	current	history1	history2
Visc @ 100°C	cSt	ASTM D445	15.1	14.9	14.8

GRAPHS



Certificate L2367

Laboratory : WearCheck USA - 501 Madison Ave., Cary, NC 27513
Sample No. : GFL0086384
Lab Number : 05981797
Unique Number : 10699092
Test Package : FLEET

GFL Environmental - 816 - WCA of South Arkansas
 3083 Smackover Hwy
 El Dorado, AR
 US 71730
 Contact: Mike Howell
 mike.howell@gflenv.com

To discuss this sample report, contact Customer Service at 1-800-237-1369.

* - Denotes test methods that are outside of the ISO 17025 scope of accreditation.

Statements of conformity to specifications are based on the simple acceptance decision rule (JCGM 106:2012)

T:
F: