



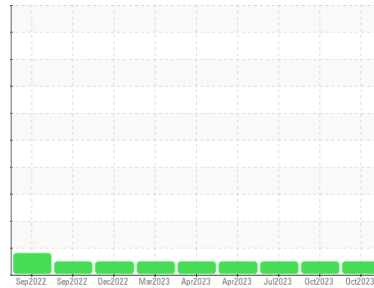
OIL ANALYSIS REPORT

Sample Rating Trend

NORMAL



Machine Id
812093
 Component
Diesel Engine
 Fluid
PETRO CANADA DURON SHP 15W40 (--- GAL)



DIAGNOSIS

Recommendation

Resample at the next service interval to monitor.

Wear

All component wear rates are normal.

Contamination

There is no indication of any contamination in the oil.

Fluid Condition

The BN result indicates that there is suitable alkalinity remaining in the oil. The condition of the oil is suitable for further service.

SAMPLE INFORMATION

| | method | limit/base | current | history1 | history2 |
|---------------|-------------|-------------|--------------------|-------------|-------------|
| Sample Number | Client Info | | GFL0097378 | GFL0097362 | GFL0067918 |
| Sample Date | Client Info | | 16 Oct 2023 | 04 Oct 2023 | 17 Jul 2023 |
| Machine Age | mls | Client Info | 56919 | 43915 | 4145 |
| Oil Age | mls | Client Info | 43915 | 43915 | 541 |
| Oil Changed | Client Info | | N/A | N/A | Changed |
| Sample Status | | | NORMAL | NORMAL | NORMAL |

CONTAMINATION

| | method | limit/base | current | history1 | history2 |
|--------|-----------|------------|----------------|----------|----------|
| Fuel | WC Method | >3.0 | <1.0 | <1.0 | <1.0 |
| Glycol | WC Method | | NEG | NEG | NEG |

WEAR METALS

| | method | limit/base | current | history1 | history2 |
|----------|--------|------------------|--------------|----------|----------|
| Iron | ppm | ASTM D5185m >120 | 21 | 14 | 18 |
| Chromium | ppm | ASTM D5185m >20 | <1 | <1 | <1 |
| Nickel | ppm | ASTM D5185m >5 | 2 | 2 | <1 |
| Titanium | ppm | ASTM D5185m >2 | 0 | 0 | 0 |
| Silver | ppm | ASTM D5185m >2 | 0 | 0 | <1 |
| Aluminum | ppm | ASTM D5185m >20 | 3 | 6 | 1 |
| Lead | ppm | ASTM D5185m >40 | <1 | <1 | 0 |
| Copper | ppm | ASTM D5185m >330 | 5 | 4 | 7 |
| Tin | ppm | ASTM D5185m >15 | <1 | <1 | <1 |
| Vanadium | ppm | ASTM D5185m | 0 | 0 | 0 |
| Cadmium | ppm | ASTM D5185m | 0 | 0 | 0 |

ADDITIVES

| | method | limit/base | current | history1 | history2 |
|------------|--------|------------------|-------------|----------|----------|
| Boron | ppm | ASTM D5185m 0 | 3 | 2 | 4 |
| Barium | ppm | ASTM D5185m 0 | 0 | 0 | 0 |
| Molybdenum | ppm | ASTM D5185m 60 | 84 | 61 | 66 |
| Manganese | ppm | ASTM D5185m 0 | 0 | <1 | <1 |
| Magnesium | ppm | ASTM D5185m 1010 | 1305 | 944 | 1037 |
| Calcium | ppm | ASTM D5185m 1070 | 1425 | 1019 | 1137 |
| Phosphorus | ppm | ASTM D5185m 1150 | 1284 | 977 | 1041 |
| Zinc | ppm | ASTM D5185m 1270 | 1710 | 1249 | 1361 |
| Sulfur | ppm | ASTM D5185m 2060 | 4099 | 2951 | 3355 |

CONTAMINANTS

| | method | limit/base | current | history1 | history2 |
|-----------|--------|-----------------|----------|----------|----------|
| Silicon | ppm | ASTM D5185m >25 | 6 | 5 | 4 |
| Sodium | ppm | ASTM D5185m | 5 | 3 | 4 |
| Potassium | ppm | ASTM D5185m >20 | 2 | 2 | 1 |

INFRA-RED

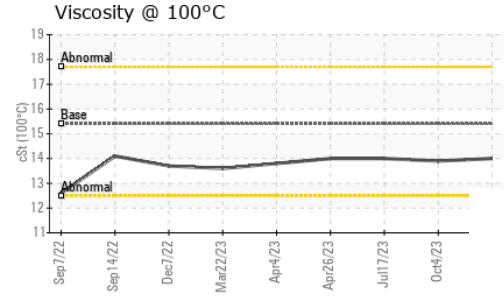
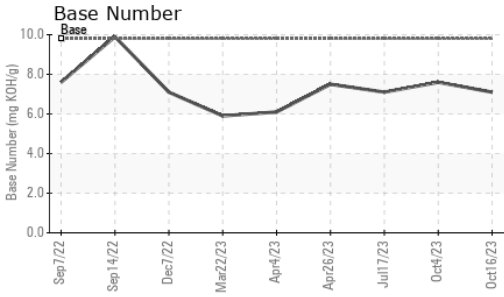
| | method | limit/base | current | history1 | history2 |
|-----------|----------|-----------------|-------------|----------|----------|
| Soot % | % | *ASTM D7844 >4 | 0.8 | 0.8 | 0.8 |
| Nitration | Abs/cm | *ASTM D7624 >20 | 7.9 | 7.9 | 9.1 |
| Sulfation | Abs/.1mm | *ASTM D7415 >30 | 19.6 | 20.2 | 20.7 |

FLUID DEGRADATION

| | method | limit/base | current | history1 | history2 |
|------------------|----------|-----------------|-------------|----------|----------|
| Oxidation | Abs/.1mm | *ASTM D7414 >25 | 15.4 | 15.8 | 16.5 |
| Base Number (BN) | mg KOH/g | ASTM D2896 9.8 | 7.1 | 7.6 | 7.1 |



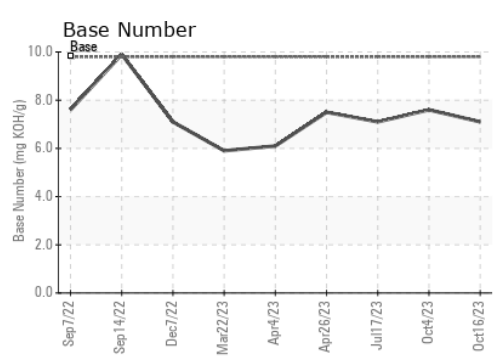
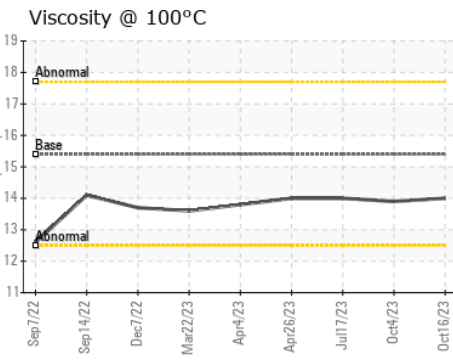
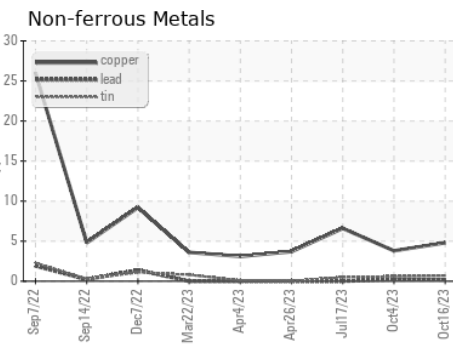
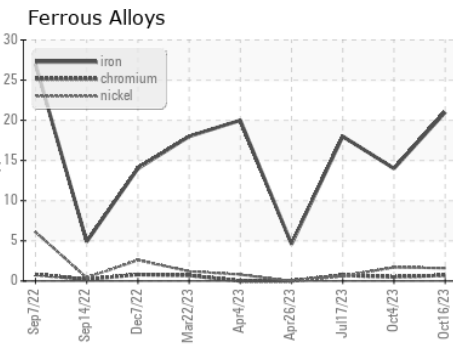
OIL ANALYSIS REPORT



| VISUAL | method | limit/base | current | history1 | history2 |
|------------------|--------|------------|---------|----------|----------|
| White Metal | scalar | *Visual | NONE | NONE | NONE |
| Yellow Metal | scalar | *Visual | NONE | NONE | NONE |
| Precipitate | scalar | *Visual | NONE | NONE | NONE |
| Silt | scalar | *Visual | NONE | NONE | NONE |
| Debris | scalar | *Visual | NONE | NONE | NONE |
| Sand/Dirt | scalar | *Visual | NONE | NONE | NONE |
| Appearance | scalar | *Visual | NORML | NORML | NORML |
| Odor | scalar | *Visual | NORML | NORML | NORML |
| Emulsified Water | scalar | *Visual | >0.2 | NEG | NEG |
| Free Water | scalar | *Visual | | NEG | NEG |

| FLUID PROPERTIES | method | limit/base | current | history1 | history2 | |
|------------------|--------|------------|---------|-------------|----------|------|
| Visc @ 100°C | cSt | ASTM D445 | 15.4 | 14.0 | 13.9 | 14.0 |

GRAPHS



Certificate L2367

Laboratory : WearCheck USA - 501 Madison Ave., Cary, NC 27513
Sample No. : GFL0097378
Lab Number : **05984138**
Unique Number : 10701433
Test Package : FLEET
Received : 19 Oct 2023
Diagnosed : 21 Oct 2023
Diagnostician : Don Baldrige

GFL Environmental - 654S - Midlothian
 12230 Deergrove Road
 Midlothian, VA
 US 23112
 Contact: Corbin Umphlet
 cumphlet@gflenv.com

To discuss this sample report, contact Customer Service at 1-800-237-1369.
 * - Denotes test methods that are outside of the ISO 17025 scope of accreditation.
 Statements of conformity to specifications are based on the simple acceptance decision rule (JCGM 106:2012)