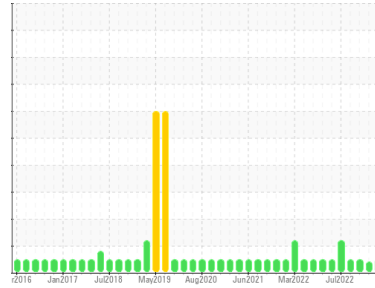




OIL ANALYSIS REPORT

Sample Rating Trend



NORMAL



Machine Id
3571C AUTOCAR

Component
Natural Gas Engine

Fluid
PETRO CANADA DURON GEO LD 15W40 (48 QTS)

DIAGNOSIS

Recommendation

Resample at the next service interval to monitor.

Wear

All component wear rates are normal.

Contamination

There is no indication of any contamination in the oil.

Fluid Condition

The BN result indicates that there is suitable alkalinity remaining in the oil. The condition of the oil is suitable for further service.

SAMPLE INFORMATION

method	limit/base	current	history1	history2
Sample Number	Client Info	GFL0094706	GFL0089338	GFL0056508
Sample Date	Client Info	19 Oct 2023	31 Jul 2023	02 Nov 2022
Machine Age	hrs	6406	5852	4119
Oil Age	hrs	0	0	693
Oil Changed	Client Info	Changed	Not Changd	Changed
Sample Status		NORMAL	ABNORMAL	NORMAL

WEAR METALS

method	limit/base	current	history1	history2	
Iron	ppm	ASTM D5185m >50	18	18	16
Chromium	ppm	ASTM D5185m >4	1	<1	<1
Nickel	ppm	ASTM D5185m >2	<1	0	0
Titanium	ppm	ASTM D5185m	<1	0	0
Silver	ppm	ASTM D5185m >3	0	0	<1
Aluminum	ppm	ASTM D5185m >9	7	7	12
Lead	ppm	ASTM D5185m >30	0	0	<1
Copper	ppm	ASTM D5185m >35	1	1	<1
Tin	ppm	ASTM D5185m >4	<1	<1	<1
Vanadium	ppm	ASTM D5185m	0	0	0
Cadmium	ppm	ASTM D5185m	<1	0	0

ADDITIVES

method	limit/base	current	history1	history2	
Boron	ppm	ASTM D5185m 50	6	9	9
Barium	ppm	ASTM D5185m 5	0	0	0
Molybdenum	ppm	ASTM D5185m 50	51	53	51
Manganese	ppm	ASTM D5185m 0	1	<1	<1
Magnesium	ppm	ASTM D5185m 560	533	581	464
Calcium	ppm	ASTM D5185m 1510	1532	1632	1544
Phosphorus	ppm	ASTM D5185m 780	711	747	653
Zinc	ppm	ASTM D5185m 870	942	985	896
Sulfur	ppm	ASTM D5185m 2040	2501	3055	2631

CONTAMINANTS

method	limit/base	current	history1	history2	
Silicon	ppm	ASTM D5185m >+100	6	8	23
Sodium	ppm	ASTM D5185m	10	7	7
Potassium	ppm	ASTM D5185m >20	5	<1	2

INFRA-RED

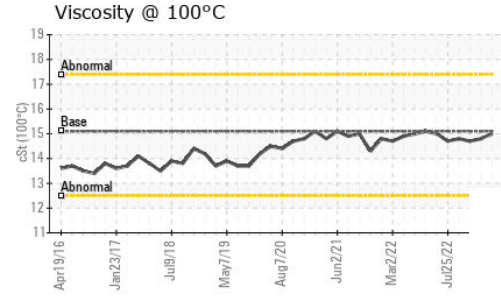
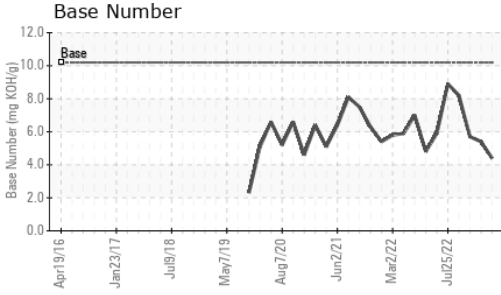
method	limit/base	current	history1	history2	
Soot %	%	*ASTM D7844	0	0	0.1
Nitration	Abs/cm	*ASTM D7624 >20	10.4	10.5	11.2
Sulfation	Abs/.1mm	*ASTM D7415 >30	20.9	19.9	22.0

FLUID DEGRADATION

method	limit/base	current	history1	history2	
Oxidation	Abs/.1mm	*ASTM D7414 >25	17.3	17.3	18.4
Base Number (BN)	mg KOH/g	ASTM D2896 10.2	4.4	5.4	5.7



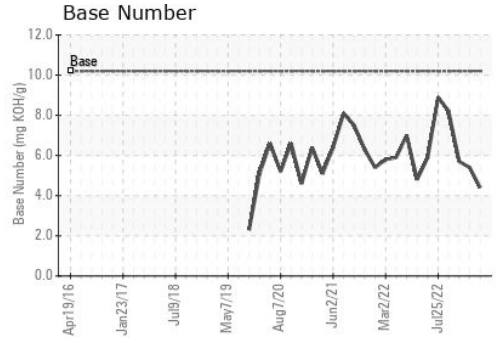
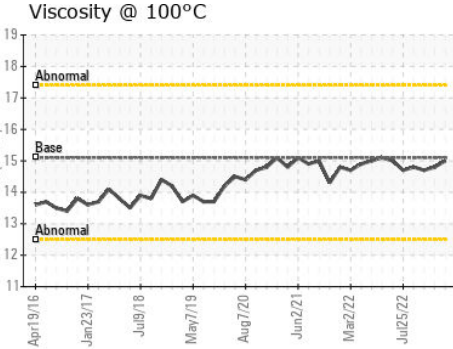
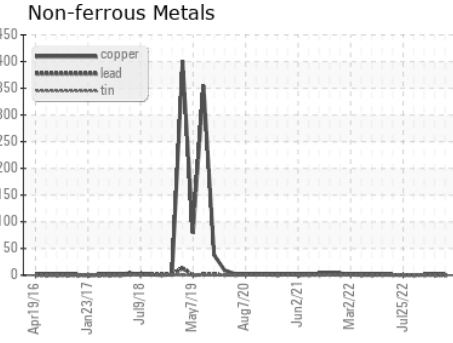
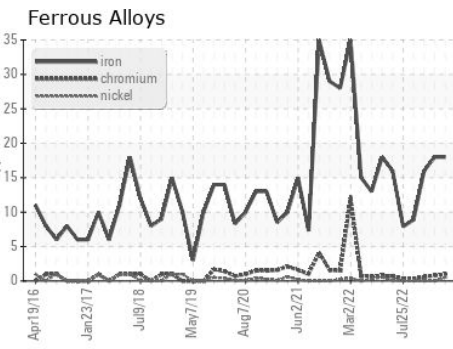
OIL ANALYSIS REPORT



VISUAL	method	limit/base	current	history1	history2	
White Metal	scalar	*Visual	NONE	LIGHT	NONE	NONE
Yellow Metal	scalar	*Visual	NONE	NONE	NONE	NONE
Precipitate	scalar	*Visual	NONE	NONE	NONE	NONE
Silt	scalar	*Visual	NONE	NONE	NONE	NONE
Debris	scalar	*Visual	NONE	LIGHT	▲ MODER	NONE
Sand/Dirt	scalar	*Visual	NONE	NONE	NONE	NONE
Appearance	scalar	*Visual	NORML	NORML	NORML	NORML
Odor	scalar	*Visual	NORML	NORML	NORML	NORML
Emulsified Water	scalar	*Visual	>0.1	NEG	NEG	NEG
Free Water	scalar	*Visual		NEG	NEG	NEG

FLUID PROPERTIES	method	limit/base	current	history1	history2	
Visc @ 100°C	cSt	ASTM D445	15.1	15.0	14.8	14.7

GRAPHS



Certificate L2367

Laboratory : WearCheck USA - 501 Madison Ave., Cary, NC 27513
Sample No. : GFL0094706 **Received** : 20 Oct 2023
Lab Number : **05985437** **Diagnosed** : 23 Oct 2023
Unique Number : 10702732 **Diagnostician** : Wes Davis
Test Package : FLEET

GFL Environmental - 001 - Raleigh(CNG)
 3741 Conquest Drive
 Garner, NC
 US 27529
 Contact: Craig Johnson
 craig.johnson@gflenv.com
 T: (919)662-7100
 F: (919)662-7130

To discuss this sample report, contact Customer Service at 1-800-237-1369.

* - Denotes test methods that are outside of the ISO 17025 scope of accreditation.

Statements of conformity to specifications are based on the simple acceptance decision rule (JCGM 106:2012)