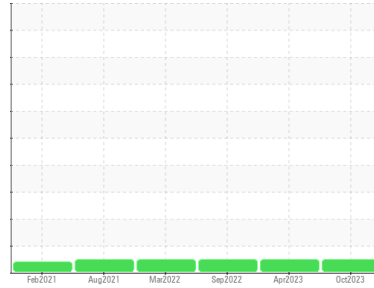


OIL ANALYSIS REPORT

Sample Rating Trend

NORMAL



Machine Id
DT754
Component
Transmission (Auto)
Fluid
COGNIS EMGARD 2805 ATF (--- QTS)

DIAGNOSIS

Recommendation

Resample at the next service interval to monitor.

Wear

All component wear rates are normal.

Contamination

There is no indication of any contamination in the fluid.

Fluid Condition

The condition of the fluid is acceptable for the time in service.

SAMPLE INFORMATION

	method	limit/base	current	history1	history2
Sample Number	Client Info		PCA0103313	PCA0091241	PCA0074828
Sample Date	Client Info		24 Oct 2023	10 Apr 2023	09 Sep 2022
Machine Age	mls	Client Info	153675	128484	103085
Oil Age	mls	Client Info	103109	103317	25167
Oil Changed	Client Info		Changed	Not Changd	Not Changd
Sample Status			NORMAL	NORMAL	NORMAL

WEAR METALS

	method	limit/base	current	history1	history2
Iron	ppm	ASTM D5185m >220	85	76	59
Chromium	ppm	ASTM D5185m >2	0	<1	0
Nickel	ppm	ASTM D5185m >5	<1	<1	<1
Titanium	ppm	ASTM D5185m	0	0	0
Silver	ppm	ASTM D5185m >5	0	0	0
Aluminum	ppm	ASTM D5185m >75	38	25	20
Lead	ppm	ASTM D5185m >95	51	36	24
Copper	ppm	ASTM D5185m >60	27	19	15
Tin	ppm	ASTM D5185m >10	4	3	2
Vanadium	ppm	ASTM D5185m	0	0	0
Cadmium	ppm	ASTM D5185m	0	0	0

ADDITIVES

	method	limit/base	current	history1	history2
Boron	ppm	ASTM D5185m	90	126	121
Barium	ppm	ASTM D5185m	0	2	0
Molybdenum	ppm	ASTM D5185m	<1	2	2
Manganese	ppm	ASTM D5185m	1	1	<1
Magnesium	ppm	ASTM D5185m	24	10	10
Calcium	ppm	ASTM D5185m	112	114	120
Phosphorus	ppm	ASTM D5185m	322	305	341
Zinc	ppm	ASTM D5185m	55	58	51
Sulfur	ppm	ASTM D5185m	1552	1582	2136

CONTAMINANTS

	method	limit/base	current	history1	history2
Silicon	ppm	ASTM D5185m >25	6	6	5
Sodium	ppm	ASTM D5185m	8	5	5
Potassium	ppm	ASTM D5185m >20	4	2	0

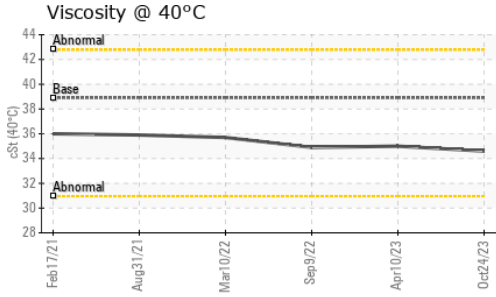
VISUAL

	method	limit/base	current	history1	history2
White Metal	scalar	*Visual NONE	NONE	NONE	NONE
Yellow Metal	scalar	*Visual NONE	NONE	NONE	NONE
Precipitate	scalar	*Visual NONE	NONE	NONE	NONE
Silt	scalar	*Visual NONE	NONE	NONE	NONE
Debris	scalar	*Visual NONE	NONE	NONE	NONE
Sand/Dirt	scalar	*Visual NONE	NONE	NONE	NONE
Appearance	scalar	*Visual NORML	NORML	NORML	NORML
Odor	scalar	*Visual NORML	NORML	NORML	NORML
Emulsified Water	scalar	*Visual >0.1	NEG	NEG	NEG
Free Water	scalar	*Visual	NEG	NEG	NEG

FLUID PROPERTIES

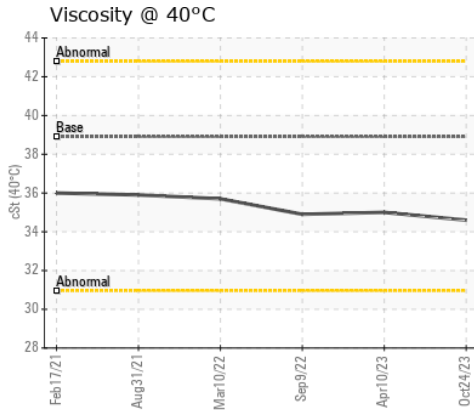
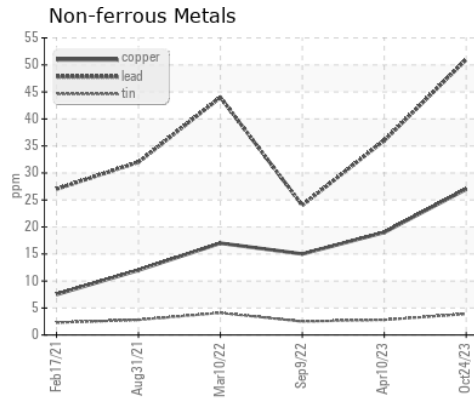
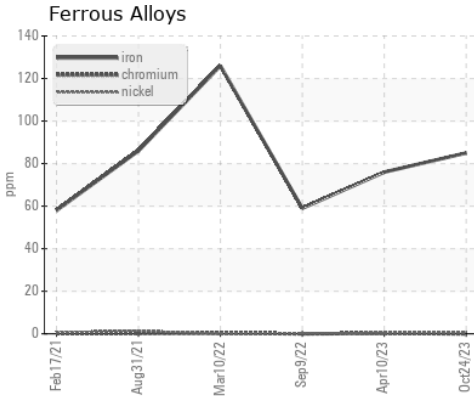
	method	limit/base	current	history1	history2
Visc @ 40°C	cSt	ASTM D445 38.9	34.6	35.0	34.9

OIL ANALYSIS REPORT



SAMPLE IMAGES	method	limit/base	current	history1	history2
Color			no image	no image	no image
Bottom			no image	no image	no image

GRAPHS



Certificate L2367

Laboratory : WearCheck USA - 501 Madison Ave., Cary, NC 27513
Sample No. : PCA0103313
Lab Number : 05994778
Unique Number : 10723138
Test Package : FLEET

NW WHITE & CO - ANDERSON DIVISION
 2605 RIVER RD
 PIEDMONT, SC
 US 29673
 Contact: James Threatt
 jthreatt@nwwhite.com
 T: (864)918-4646
 F:

To discuss this sample report, contact Customer Service at 1-800-237-1369.

* - Denotes test methods that are outside of the ISO 17025 scope of accreditation.

Statements of conformity to specifications are based on the simple acceptance decision rule (JCGM 106:2012)