

# OIL ANALYSIS REPORT

Sample Rating Trend

**NORMAL**



Machine Id  
**T304**  
 Component  
**Rear Differential**  
 Fluid  
**GEAR OIL SAE 80 (--- GAL)**

## DIAGNOSIS

### Recommendation

Resample at the next service interval to monitor.

### Wear

All component wear rates are normal.

### Contamination

There is no indication of any contamination in the oil.

### Fluid Condition

The condition of the oil is acceptable for the time in service.

## SAMPLE INFORMATION

	method	limit/base	current	history1	history2
Sample Number	Client Info		<b>PCA0102212</b>	---	---
Sample Date	Client Info		<b>23 Oct 2023</b>	---	---
Machine Age	mls	Client Info	<b>275822</b>	---	---
Oil Age	mls	Client Info	<b>0</b>	---	---
Oil Changed	Client Info		<b>N/A</b>	---	---
Sample Status			<b>NORMAL</b>	---	---

## WEAR METALS

	method	limit/base	current	history1	history2
Iron	ppm	ASTM D5185m >500	<b>50</b>	---	---
Chromium	ppm	ASTM D5185m >10	<b>&lt;1</b>	---	---
Nickel	ppm	ASTM D5185m >10	<b>&lt;1</b>	---	---
Titanium	ppm	ASTM D5185m	<b>&lt;1</b>	---	---
Silver	ppm	ASTM D5185m	<b>0</b>	---	---
Aluminum	ppm	ASTM D5185m >25	<b>6</b>	---	---
Lead	ppm	ASTM D5185m >25	<b>&lt;1</b>	---	---
Copper	ppm	ASTM D5185m >100	<b>&lt;1</b>	---	---
Tin	ppm	ASTM D5185m >10	<b>&lt;1</b>	---	---
Vanadium	ppm	ASTM D5185m	<b>0</b>	---	---
Cadmium	ppm	ASTM D5185m	<b>0</b>	---	---

## ADDITIVES

	method	limit/base	current	history1	history2
Boron	ppm	ASTM D5185m 400	<b>208</b>	---	---
Barium	ppm	ASTM D5185m 200	<b>0</b>	---	---
Molybdenum	ppm	ASTM D5185m 12	<b>12</b>	---	---
Manganese	ppm	ASTM D5185m	<b>2</b>	---	---
Magnesium	ppm	ASTM D5185m 12	<b>126</b>	---	---
Calcium	ppm	ASTM D5185m 150	<b>200</b>	---	---
Phosphorus	ppm	ASTM D5185m 1650	<b>1402</b>	---	---
Zinc	ppm	ASTM D5185m 125	<b>180</b>	---	---
Sulfur	ppm	ASTM D5185m 22500	<b>21017</b>	---	---

## CONTAMINANTS

	method	limit/base	current	history1	history2
Silicon	ppm	ASTM D5185m >75	<b>41</b>	---	---
Sodium	ppm	ASTM D5185m	<b>4</b>	---	---
Potassium	ppm	ASTM D5185m >20	<b>2</b>	---	---

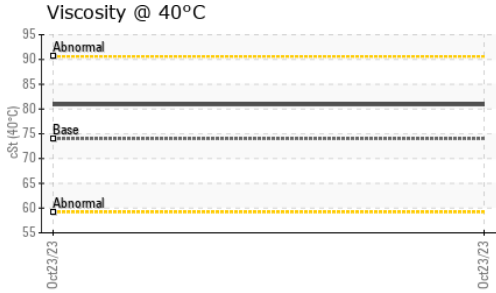
## VISUAL

	method	limit/base	current	history1	history2
White Metal	scalar	*Visual NONE	<b>NONE</b>	---	---
Yellow Metal	scalar	*Visual NONE	<b>NONE</b>	---	---
Precipitate	scalar	*Visual NONE	<b>NONE</b>	---	---
Silt	scalar	*Visual NONE	<b>NONE</b>	---	---
Debris	scalar	*Visual NONE	<b>NONE</b>	---	---
Sand/Dirt	scalar	*Visual NONE	<b>NONE</b>	---	---
Appearance	scalar	*Visual NORML	<b>NORML</b>	---	---
Odor	scalar	*Visual NORML	<b>NORML</b>	---	---
Emulsified Water	scalar	*Visual >.2	<b>NEG</b>	---	---
Free Water	scalar	*Visual	<b>NEG</b>	---	---

## FLUID PROPERTIES

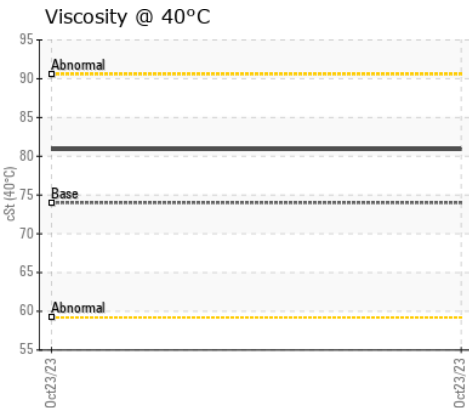
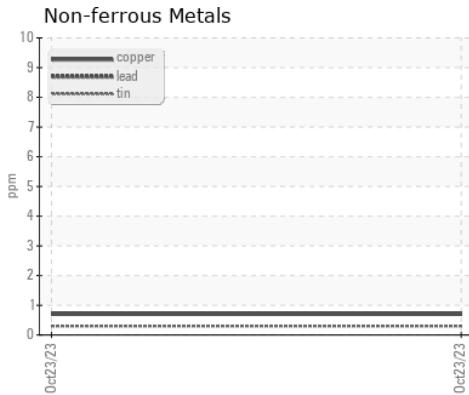
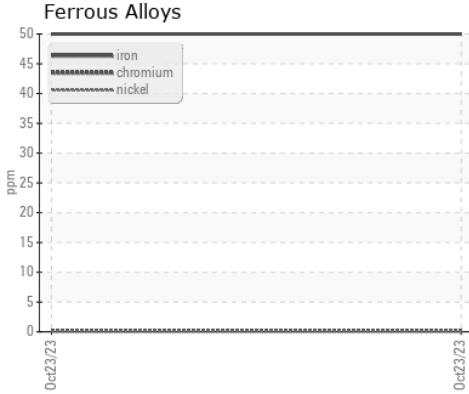
	method	limit/base	current	history1	history2
Visc @ 40°C	cSt	ASTM D445 74	<b>80.9</b>	---	---

# OIL ANALYSIS REPORT



SAMPLE IMAGES	method	limit/base	current	history1	history2
Color			no image	no image	no image
Bottom			no image	no image	no image

## GRAPHS



Certificate L2367

**Laboratory** : WearCheck USA - 501 Madison Ave., Cary, NC 27513  
**Sample No.** : PCA0102212 **Received** : 31 Oct 2023  
**Lab Number** : 05994815 **Diagnosed** : 02 Nov 2023  
**Unique Number** : 10723175 **Diagnostician** : Don Baldrige  
**Test Package** : FLEET

**NW WHITE & CO - COLUMBIA DIVISION**  
 100 INDEPENDENCE BLVD  
 COLUMBIA, SC  
 US 29210  
 Contact: GEORGE EDWARDS  
 gedwards@nwwhite.com

To discuss this sample report, contact Customer Service at 1-800-237-1369.

\* - Denotes test methods that are outside of the ISO 17025 scope of accreditation.

Statements of conformity to specifications are based on the simple acceptance decision rule (JCGM 106:2012)

T:  
F: