

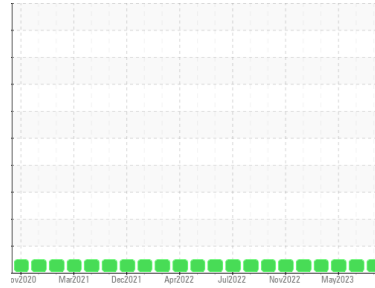
OIL ANALYSIS REPORT

Sample Rating Trend

NORMAL



Machine Id
30060
Component
Diesel Engine
Fluid
PETRO CANADA DURON SHP 15W40 (9 GAL)



DIAGNOSIS

Recommendation

Resample at the next service interval to monitor.

Wear

All component wear rates are normal.

Contamination

There is no indication of any contamination in the oil.

Fluid Condition

The BN result indicates that there is suitable alkalinity remaining in the oil. The condition of the oil is suitable for further service.

SAMPLE INFORMATION

	method	limit/base	current	history1	history2
Sample Number	Client Info		PCA0106001	PCA0102973	PCA0098088
Sample Date	Client Info		23 Oct 2023	10 Aug 2023	11 May 2023
Machine Age	hrs	Client Info	30080	29699	29037
Oil Age	hrs	Client Info	381	662	303
Oil Changed	Client Info		Not Chngd	Changed	Not Chngd
Sample Status			NORMAL	NORMAL	NORMAL

CONTAMINATION

	method	limit/base	current	history1	history2
Fuel	WC Method	>3.0	<1.0	<1.0	<1.0
Glycol	WC Method		NEG	NEG	NEG

WEAR METALS

	method	limit/base	current	history1	history2
Iron	ppm	ASTM D5185m >120	4	4	11
Chromium	ppm	ASTM D5185m >20	<1	<1	1
Nickel	ppm	ASTM D5185m >5	<1	4	<1
Titanium	ppm	ASTM D5185m >2	0	0	<1
Silver	ppm	ASTM D5185m >2	<1	0	<1
Aluminum	ppm	ASTM D5185m >20	6	2	14
Lead	ppm	ASTM D5185m >40	<1	0	3
Copper	ppm	ASTM D5185m >330	1	2	1
Tin	ppm	ASTM D5185m >15	<1	<1	1
Vanadium	ppm	ASTM D5185m	0	<1	<1
Cadmium	ppm	ASTM D5185m	<1	0	<1

ADDITIVES

	method	limit/base	current	history1	history2
Boron	ppm	ASTM D5185m 0	<1	1	5
Barium	ppm	ASTM D5185m 0	4	0	0
Molybdenum	ppm	ASTM D5185m 60	63	66	53
Manganese	ppm	ASTM D5185m 0	0	<1	<1
Magnesium	ppm	ASTM D5185m 1010	907	1060	928
Calcium	ppm	ASTM D5185m 1070	1066	1179	1151
Phosphorus	ppm	ASTM D5185m 1150	1065	1126	957
Zinc	ppm	ASTM D5185m 1270	1190	1334	1255
Sulfur	ppm	ASTM D5185m 2060	3418	3926	3571

CONTAMINANTS

	method	limit/base	current	history1	history2
Silicon	ppm	ASTM D5185m >25	4	3	4
Sodium	ppm	ASTM D5185m	1	7	8
Potassium	ppm	ASTM D5185m >20	2	4	4

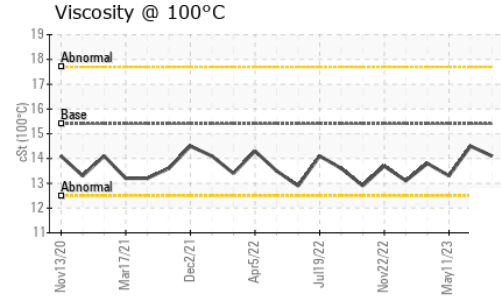
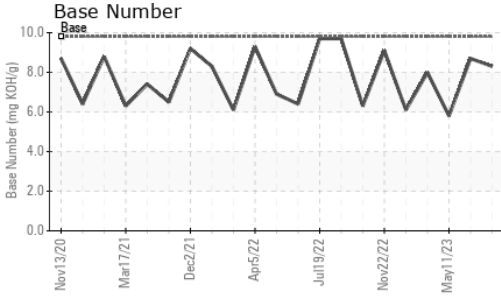
INFRA-RED

	method	limit/base	current	history1	history2
Soot %	%	*ASTM D7844 >4	0.2	0.2	0.4
Nitration	Abs/cm	*ASTM D7624 >20	7.2	5.8	9.3
Sulfation	Abs/.1mm	*ASTM D7415 >30	17.7	18.0	20.3

FLUID DEGRADATION

	method	limit/base	current	history1	history2
Oxidation	Abs/.1mm	*ASTM D7414 >25	14.2	13.9	16.6
Base Number (BN)	mg KOH/g	ASTM D2896 9.8	8.3	8.7	5.8

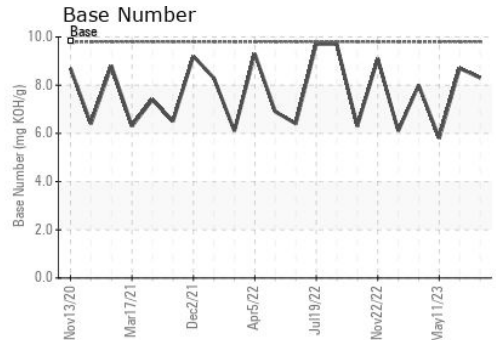
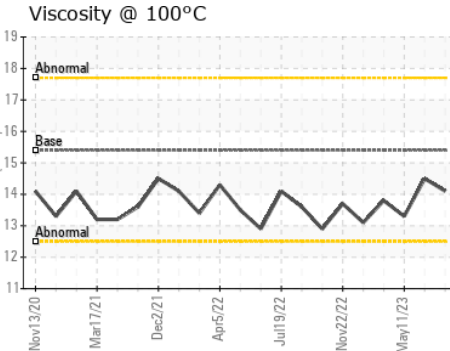
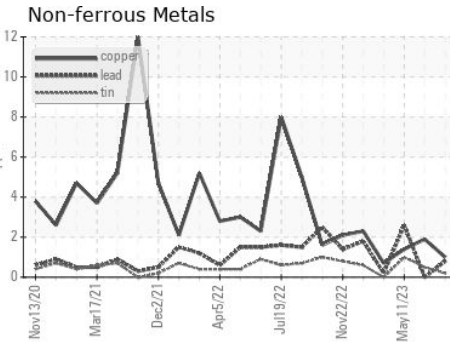
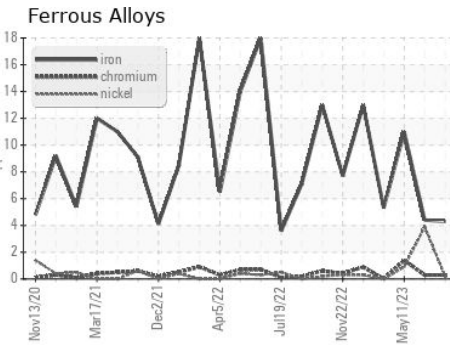
OIL ANALYSIS REPORT



VISUAL	method	limit/base	current	history1	history2
White Metal	scalar	*Visual	NONE	NONE	NONE
Yellow Metal	scalar	*Visual	NONE	NONE	NONE
Precipitate	scalar	*Visual	NONE	NONE	NONE
Silt	scalar	*Visual	NONE	NONE	NONE
Debris	scalar	*Visual	NONE	NONE	NONE
Sand/Dirt	scalar	*Visual	NONE	NONE	NONE
Appearance	scalar	*Visual	NORML	NORML	NORML
Odor	scalar	*Visual	NORML	NORML	NORML
Emulsified Water	scalar	*Visual	>0.2	NEG	NEG
Free Water	scalar	*Visual		NEG	NEG

FLUID PROPERTIES	method	limit/base	current	history1	history2	
Visc @ 100°C	cSt	ASTM D445	15.4	14.1	14.5	13.3

GRAPHS



Certificate L2367

Laboratory : WearCheck USA - 501 Madison Ave., Cary, NC 27513
Sample No. : PCA0106001
Lab Number : 05994984
Unique Number : 10723344
Test Package : FLEET

LRS - BETHEL HEIGHTS (NWA AR)
 848 HWY 264 E
 BETHEL HEIGHTS, AR
 US 72764
 Contact: ROBERT HEATH
 rheath@lrsrecycles.com
 T: (479)305-8958
 F:

To discuss this sample report, contact Customer Service at 1-800-237-1369.

* - Denotes test methods that are outside of the ISO 17025 scope of accreditation.

Statements of conformity to specifications are based on the simple acceptance decision rule (JCGM 106:2012)