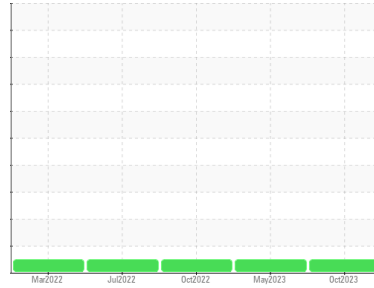


OIL ANALYSIS REPORT

Sample Rating Trend

NORMAL


Machine Id
ADVANCE MIXER M130 (S/N KCB44227)

Component
Diesel Engine

Fluid
PETRO CANADA DURON HP 15W40 (--- QTS)

DIAGNOSIS
Recommendation

Resample at the next service interval to monitor.

Wear

Metal levels are typical for a new component breaking in.

Contamination

There is no indication of any contamination in the oil.

Fluid Condition

The BN result indicates that there is suitable alkalinity remaining in the oil. The condition of the oil is suitable for further service.

SAMPLE INFORMATION

| | method | limit/base | current | history1 | history2 |
|---------------|-------------|-------------|--------------------|-------------|-------------|
| Sample Number | Client Info | | PCA0098503 | PCA0098501 | WC0594339 |
| Sample Date | Client Info | | 26 Oct 2023 | 23 May 2023 | 03 Oct 2022 |
| Machine Age | mls | Client Info | 21629 | 20824 | 20266 |
| Oil Age | mls | Client Info | 21629 | 20824 | 20266 |
| Oil Changed | Client Info | | Changed | Changed | Changed |
| Sample Status | | | NORMAL | NORMAL | NORMAL |

CONTAMINATION

| | method | limit/base | current | history1 | history2 |
|--------|-----------|------------|----------------|----------|----------|
| Fuel | WC Method | >5 | <1.0 | <1.0 | <1.0 |
| Glycol | WC Method | | NEG | NEG | NEG |

WEAR METALS

| | method | limit/base | current | history1 | history2 |
|----------|--------|------------------|--------------|----------|----------|
| Iron | ppm | ASTM D5185m >100 | 13 | 38 | <1 |
| Chromium | ppm | ASTM D5185m >20 | <1 | <1 | <1 |
| Nickel | ppm | ASTM D5185m >4 | 0 | 0 | 0 |
| Titanium | ppm | ASTM D5185m | 0 | 0 | 0 |
| Silver | ppm | ASTM D5185m >3 | 0 | <1 | 0 |
| Aluminum | ppm | ASTM D5185m >20 | 1 | <1 | 0 |
| Lead | ppm | ASTM D5185m >40 | 1 | 0 | 1 |
| Copper | ppm | ASTM D5185m >330 | 16 | 15 | 0 |
| Tin | ppm | ASTM D5185m >15 | <1 | <1 | 0 |
| Vanadium | ppm | ASTM D5185m | 0 | 0 | <1 |
| Cadmium | ppm | ASTM D5185m | 0 | 0 | 0 |

ADDITIVES

| | method | limit/base | current | history1 | history2 |
|------------|--------|-------------|--------------|----------|----------|
| Boron | ppm | ASTM D5185m | 28 | 14 | 6 |
| Barium | ppm | ASTM D5185m | 0 | 0 | 0 |
| Molybdenum | ppm | ASTM D5185m | 60 | 64 | 49 |
| Manganese | ppm | ASTM D5185m | <1 | <1 | <1 |
| Magnesium | ppm | ASTM D5185m | 1002 | 984 | 854 |
| Calcium | ppm | ASTM D5185m | 1077 | 1098 | 945 |
| Phosphorus | ppm | ASTM D5185m | 1004 | 1058 | 866 |
| Zinc | ppm | ASTM D5185m | 1294 | 1311 | 1084 |
| Sulfur | ppm | ASTM D5185m | 3361 | 3656 | 2967 |

CONTAMINANTS

| | method | limit/base | current | history1 | history2 |
|-----------|--------|-----------------|-----------|----------|----------|
| Silicon | ppm | ASTM D5185m >25 | 10 | 6 | 4 |
| Sodium | ppm | ASTM D5185m | 8 | 3 | <1 |
| Potassium | ppm | ASTM D5185m >20 | 0 | 1 | 1 |

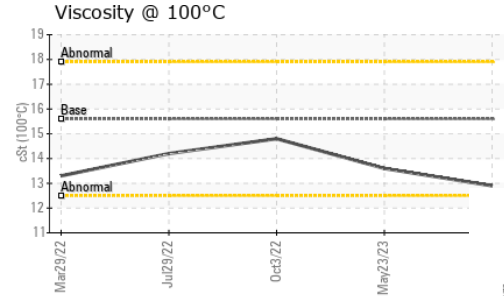
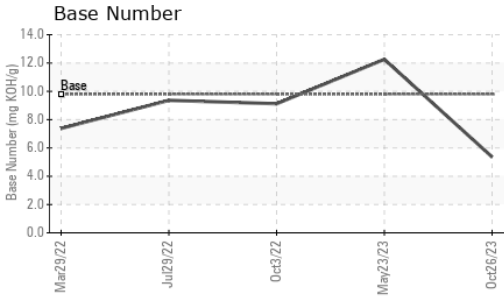
INFRA-RED

| | method | limit/base | current | history1 | history2 |
|-----------|----------|-----------------|-------------|----------|----------|
| Soot % | % | *ASTM D7844 >3 | 0.2 | 0.5 | 0.1 |
| Nitration | Abs/cm | *ASTM D7624 >20 | 5.6 | 8.5 | 4.8 |
| Sulfation | Abs/.1mm | *ASTM D7415 >30 | 16.9 | 20.3 | 18.5 |

FLUID DEGRADATION

| | method | limit/base | current | history1 | history2 |
|------------------|----------|-----------------|-------------|----------|----------|
| Oxidation | Abs/.1mm | *ASTM D7414 >25 | 12.2 | 15.3 | 13.4 |
| Base Number (BN) | mg KOH/g | ASTM D2896 9.8 | 5.36 | 12.26 | 9.12 |

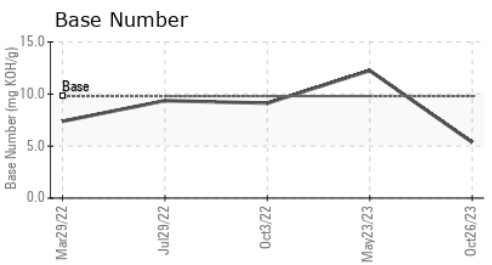
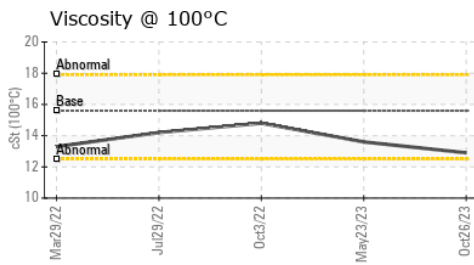
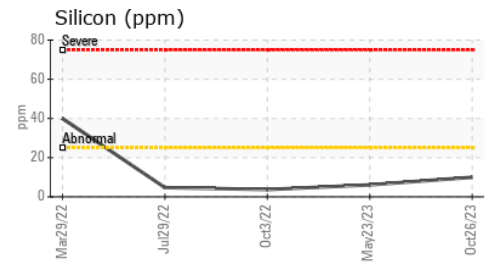
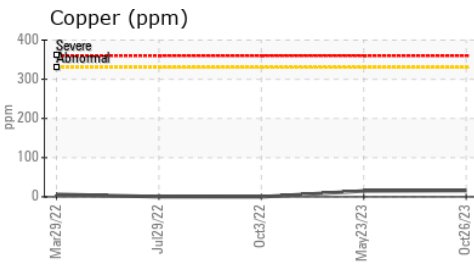
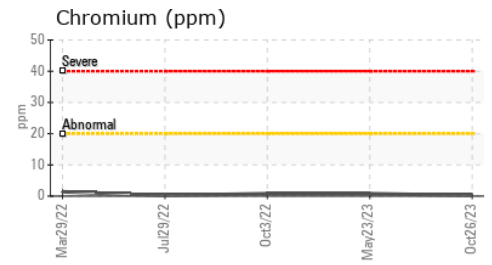
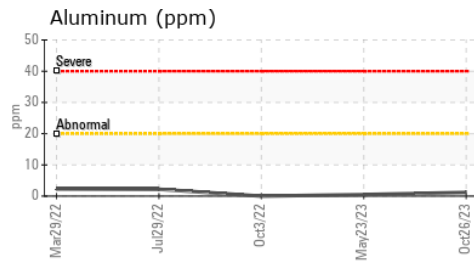
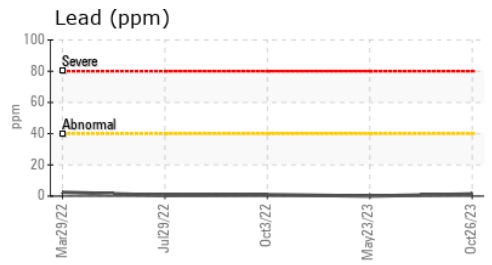
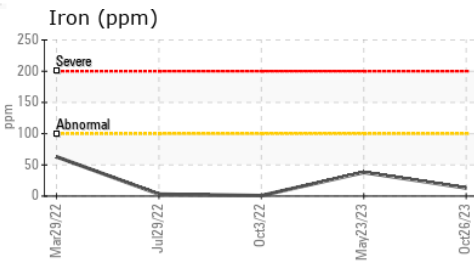
OIL ANALYSIS REPORT



| VISUAL | method | limit/base | current | history1 | history2 |
|------------------|--------|------------|---------|----------|----------|
| White Metal | scalar | *Visual | NONE | NONE | NONE |
| Yellow Metal | scalar | *Visual | NONE | NONE | NONE |
| Precipitate | scalar | *Visual | NONE | NONE | NONE |
| Silt | scalar | *Visual | NONE | NONE | NONE |
| Debris | scalar | *Visual | NONE | NONE | NONE |
| Sand/Dirt | scalar | *Visual | NONE | NONE | NONE |
| Appearance | scalar | *Visual | NORML | NORML | NORML |
| Odor | scalar | *Visual | NORML | NORML | NORML |
| Emulsified Water | scalar | *Visual | >0.2 | NEG | NEG |
| Free Water | scalar | *Visual | | NEG | NEG |

| FLUID PROPERTIES | method | limit/base | current | history1 | history2 | |
|------------------|--------|------------|---------|-------------|----------|------|
| Visc @ 100°C | cSt | ASTM D445 | 15.6 | 12.9 | 13.6 | 14.8 |

GRAPHS



Laboratory : WearCheck USA - 501 Madison Ave., Cary, NC 27513
Sample No. : PCA0098503 **Received** : 31 Oct 2023
Lab Number : 05995113 **Diagnosed** : 01 Nov 2023
Unique Number : 10723473 **Diagnostician** : Wes Davis
Test Package : MOB 2

KOBYLUCK TRUCKING
 24 INDUSTRIAL DR
 WATERFORD, CT
 US 06385
 Contact: GEORGE
 GEORGE@KOBYLUCKINC.COM
 T: (860)367-2002
 F:

Certificate L2367
 To discuss this sample report, contact Customer Service at 1-800-237-1369.
 * - Denotes test methods that are outside of the ISO 17025 scope of accreditation.
 Statements of conformity to specifications are based on the simple acceptance decision rule (JCGM 106:2012)