



OIL ANALYSIS REPORT

Sample Rating Trend

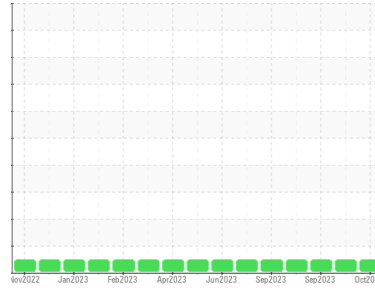
NORMAL



Machine Id
413026

Component
Transmission (Auto)

Fluid
PETRO CANADA DuraDrive HD Synthetic 668 (--- GAL)



DIAGNOSIS

Recommendation

Resample at the next service interval to monitor.

Wear

All component wear rates are normal.

Contamination

There is no indication of any contamination in the fluid.

Fluid Condition

The condition of the fluid is acceptable for the time in service.

SAMPLE INFORMATION

	method	limit/base	current	history1	history2
Sample Number	Client Info		GFL0088738	GFL0097859	GFL0094294
Sample Date	Client Info		30 Oct 2023	10 Oct 2023	20 Sep 2023
Machine Age	hrs	Client Info	2435	2295	2164
Oil Age	hrs	Client Info	428	288	157
Oil Changed	Client Info		Not Chngd	Not Chngd	Not Chngd
Sample Status			NORMAL	NORMAL	NORMAL

WEAR METALS

	method	limit/base	current	history1	history2
Iron	ppm	ASTM D5185m >160	124	123	119
Chromium	ppm	ASTM D5185m >5	0	<1	<1
Nickel	ppm	ASTM D5185m >5	0	<1	1
Titanium	ppm	ASTM D5185m	0	0	0
Silver	ppm	ASTM D5185m >5	0	0	0
Aluminum	ppm	ASTM D5185m >50	39	26	41
Lead	ppm	ASTM D5185m >50	8	9	9
Copper	ppm	ASTM D5185m >225	24	25	23
Tin	ppm	ASTM D5185m >10	7	7	7
Vanadium	ppm	ASTM D5185m	0	0	0
Cadmium	ppm	ASTM D5185m	0	0	0

ADDITIVES

	method	limit/base	current	history1	history2
Boron	ppm	ASTM D5185m	48	47	52
Barium	ppm	ASTM D5185m	<1	2	2
Molybdenum	ppm	ASTM D5185m	0	<1	0
Manganese	ppm	ASTM D5185m	2	2	2
Magnesium	ppm	ASTM D5185m	1	<1	2
Calcium	ppm	ASTM D5185m	112	115	122
Phosphorus	ppm	ASTM D5185m	186	188	192
Zinc	ppm	ASTM D5185m	6	5	5
Sulfur	ppm	ASTM D5185m	1594	1760	1811

CONTAMINANTS

	method	limit/base	current	history1	history2
Silicon	ppm	ASTM D5185m >20	8	6	7
Sodium	ppm	ASTM D5185m	6	4	4
Potassium	ppm	ASTM D5185m >20	4	5	5

VISUAL

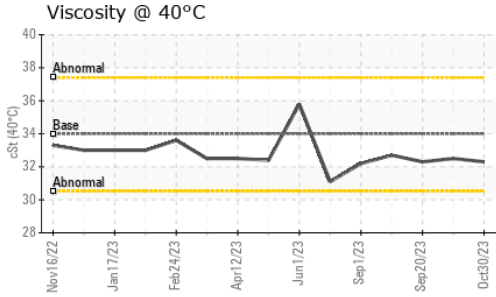
	method	limit/base	current	history1	history2
White Metal	scalar	*Visual NONE	NONE	NONE	NONE
Yellow Metal	scalar	*Visual NONE	NONE	NONE	NONE
Precipitate	scalar	*Visual NONE	NONE	NONE	NONE
Silt	scalar	*Visual NONE	NONE	NONE	NONE
Debris	scalar	*Visual NONE	NONE	NONE	NONE
Sand/Dirt	scalar	*Visual NONE	NONE	NONE	NONE
Appearance	scalar	*Visual NORML	NORML	NORML	NORML
Odor	scalar	*Visual NORML	NORML	NORML	NORML
Emulsified Water	scalar	*Visual >0.1	NEG	NEG	NEG
Free Water	scalar	*Visual	NEG	NEG	NEG

FLUID PROPERTIES

	method	limit/base	current	history1	history2
Visc @ 40°C	cSt	ASTM D445 34	32.3	32.5	32.3

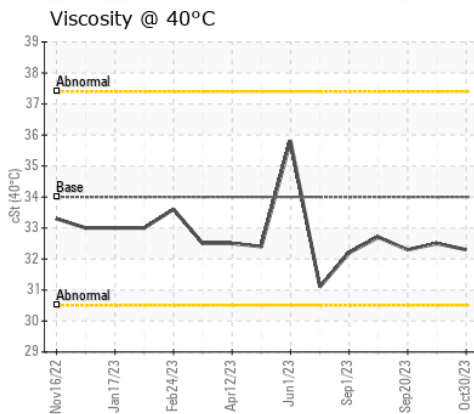
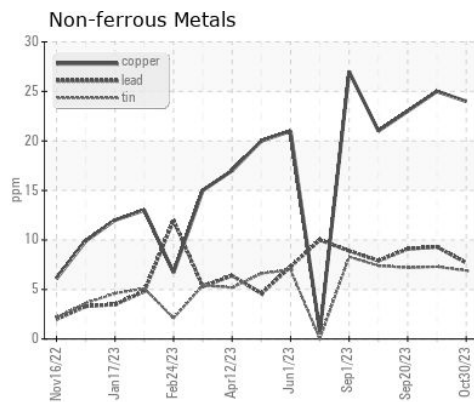
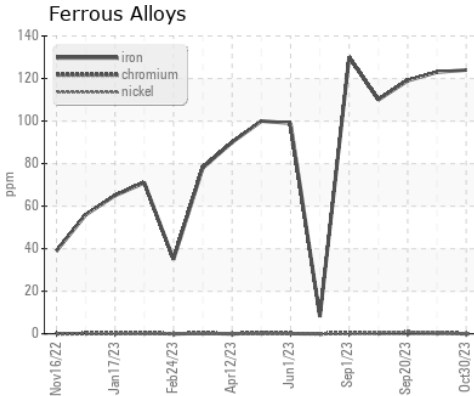


OIL ANALYSIS REPORT



SAMPLE IMAGES	method	limit/base	current	history1	history2
Color			no image	no image	no image
Bottom			no image	no image	no image

GRAPHS



Certificate L2367

Laboratory : WearCheck USA - 501 Madison Ave., Cary, NC 27513
Sample No. : GFL0088738
Lab Number : 05996099
Unique Number : 10724459
Test Package : FLEET
Received : 01 Nov 2023
Diagnosed : 03 Nov 2023
Diagnostician : Don Baldrige

GFL Environmental - 010 - Stockbridge
 1280 Rum Creek Parkway
 Stockbridge, GA
 US 30281
 Contact: JOSHUA TINKER
 joshuatinker@gflenv.com

To discuss this sample report, contact Customer Service at 1-800-237-1369.
 * - Denotes test methods that are outside of the ISO 17025 scope of accreditation.
 Statements of conformity to specifications are based on the simple acceptance decision rule (JCGM 106:2012)