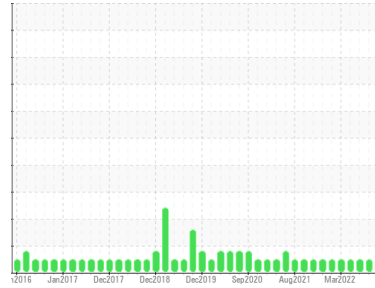




OIL ANALYSIS REPORT

Sample Rating Trend



NORMAL



Machine Id
10568C

Component
Natural Gas Engine

Fluid
PETRO CANADA DURON GEO LD 15W40 (8 GAL)

DIAGNOSIS

Recommendation

Resample at the next service interval to monitor.

Wear

All component wear rates are normal.

Contamination

There is no indication of any contamination in the oil.

Fluid Condition

The BN result indicates that there is suitable alkalinity remaining in the oil. The condition of the oil is suitable for further service.

SAMPLE INFORMATION

method	limit/base	current	history1	history2
Sample Number	Client Info	GFL0092710	GFL0072416	GFL0048848
Sample Date	Client Info	25 Oct 2023	17 May 2023	18 Jan 2023
Machine Age	hrs	11649	11649	0
Oil Age	hrs	152	11298	165
Oil Changed	Client Info	Not Changed	Changed	Not Changed
Sample Status		NORMAL	NORMAL	NORMAL

WEAR METALS

method	limit/base	current	history1	history2	
Iron	ppm	ASTM D5185m >50	20	27	18
Chromium	ppm	ASTM D5185m >4	4	6	4
Nickel	ppm	ASTM D5185m >2	<1	<1	0
Titanium	ppm	ASTM D5185m	0	0	0
Silver	ppm	ASTM D5185m >3	0	0	0
Aluminum	ppm	ASTM D5185m >9	1	0	2
Lead	ppm	ASTM D5185m >30	<1	<1	<1
Copper	ppm	ASTM D5185m >35	3	10	7
Tin	ppm	ASTM D5185m >4	0	<1	0
Vanadium	ppm	ASTM D5185m	0	0	0
Cadmium	ppm	ASTM D5185m	<1	0	0

ADDITIVES

method	limit/base	current	history1	history2	
Boron	ppm	ASTM D5185m 50	17	4	6
Barium	ppm	ASTM D5185m 5	<1	0	0
Molybdenum	ppm	ASTM D5185m 50	73	63	56
Manganese	ppm	ASTM D5185m 0	0	<1	<1
Magnesium	ppm	ASTM D5185m 560	761	909	777
Calcium	ppm	ASTM D5185m 1510	1836	1287	1207
Phosphorus	ppm	ASTM D5185m 780	923	927	849
Zinc	ppm	ASTM D5185m 870	1250	1243	1049
Sulfur	ppm	ASTM D5185m 2040	3561	3520	3154

CONTAMINANTS

method	limit/base	current	history1	history2	
Silicon	ppm	ASTM D5185m >+100	6	5	4
Sodium	ppm	ASTM D5185m	2	6	3
Potassium	ppm	ASTM D5185m >20	2	2	0

INFRA-RED

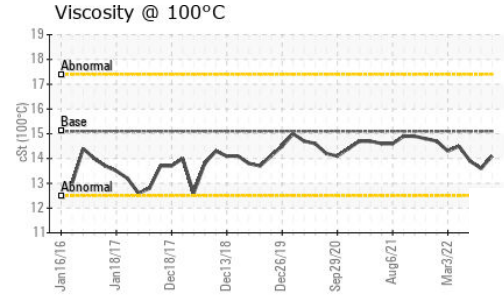
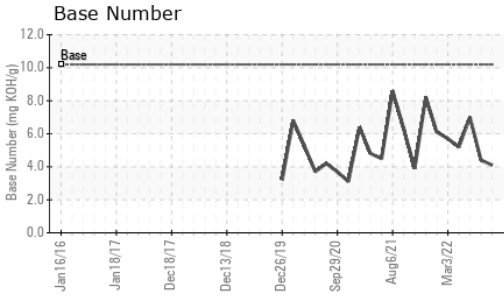
method	limit/base	current	history1	history2	
Soot %	%	*ASTM D7844	0	0.1	0.1
Nitration	Abs/cm	*ASTM D7624 >20	10.8	9.9	8.2
Sulfation	Abs/.1mm	*ASTM D7415 >30	21.5	21.4	19.1

FLUID DEGRADATION

method	limit/base	current	history1	history2	
Oxidation	Abs/.1mm	*ASTM D7414 >25	17.4	16.3	14.5
Base Number (BN)	mg KOH/g	ASTM D2896 10.2	4.1	4.4	7.0



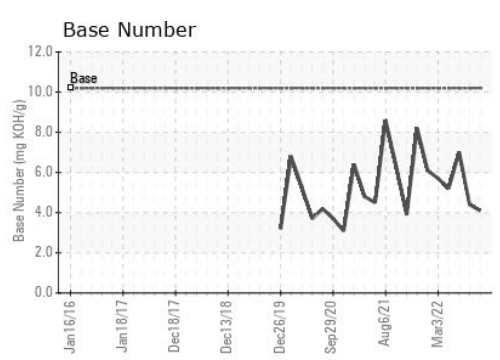
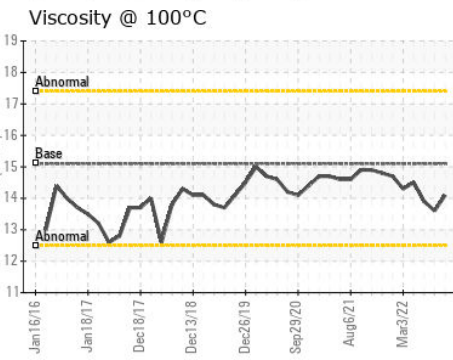
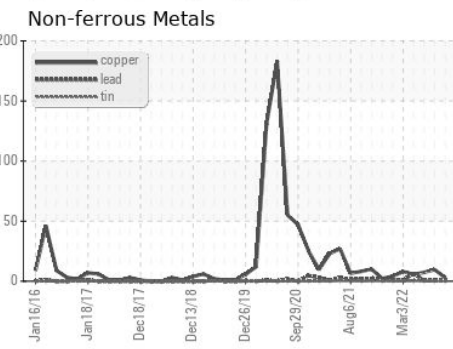
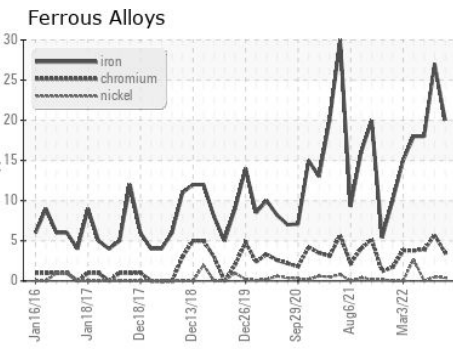
OIL ANALYSIS REPORT



VISUAL	method	limit/base	current	history1	history2
White Metal	scalar	*Visual	NONE	NONE	NONE
Yellow Metal	scalar	*Visual	NONE	NONE	NONE
Precipitate	scalar	*Visual	NONE	NONE	NONE
Silt	scalar	*Visual	NONE	NONE	NONE
Debris	scalar	*Visual	NONE	NONE	NONE
Sand/Dirt	scalar	*Visual	NONE	NONE	NONE
Appearance	scalar	*Visual	NORML	NORML	NORML
Odor	scalar	*Visual	NORML	NORML	NORML
Emulsified Water	scalar	*Visual	>0.1	NEG	NEG
Free Water	scalar	*Visual		NEG	NEG

FLUID PROPERTIES	method	limit/base	current	history1	history2	
Visc @ 100°C	cSt	ASTM D445	15.1	14.1	13.6	13.9

GRAPHS



Laboratory : WearCheck USA - 501 Madison Ave., Cary, NC 27513
Sample No. : GFL0092710 **Received** : 02 Nov 2023
Lab Number : **05996520** **Diagnosed** : 03 Nov 2023
Unique Number : 10724880 **Diagnostician** : Sean Felton
Test Package : FLEET

GFL Environmental - 005 - Wilson/Tri-East(CNG)
 2810 Contentnea Road S
 Wilson, NC
 US 27893-8501
 Contact: SPENCER LIGGON
 spencer.liggon@gflenv.com
 T: (800)207-6618
 F:

To discuss this sample report, contact Customer Service at 1-800-237-1369.
 * - Denotes test methods that are outside of the ISO 17025 scope of accreditation.
 Statements of conformity to specifications are based on the simple acceptance decision rule (JCGM 106:2012)