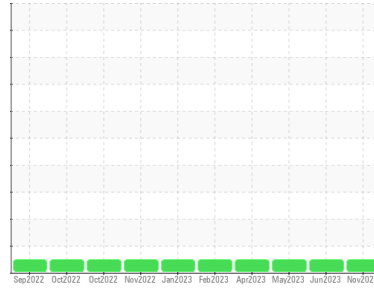




OIL ANALYSIS REPORT

Sample Rating Trend

NORMAL



Machine Id
712001

Component
Diesel Engine

Fluid
PETRO CANADA DURON SHP 15W40 (--- QTS)

DIAGNOSIS

Recommendation

Resample at the next service interval to monitor. Please specify the component make and model with your next sample.

Wear

All component wear rates are normal.

Contamination

There is no indication of any contamination in the oil.

Fluid Condition

The BN result indicates that there is suitable alkalinity remaining in the oil. The condition of the oil is suitable for further service.

SAMPLE INFORMATION

	method	limit/base	current	history1	history2
Sample Number	Client Info		GFL0098534	GFL0082234	GFL0073786
Sample Date	Client Info		01 Nov 2023	22 Jun 2023	05 May 2023
Machine Age	hrs	Client Info	4659	3571	3137
Oil Age	hrs	Client Info	1088	592	158
Oil Changed	Client Info		Changed	Changed	Not Changed
Sample Status			NORMAL	NORMAL	NORMAL

CONTAMINATION

	method	limit/base	current	history1	history2
Fuel	WC Method	>5	<1.0	<1.0	<1.0
Glycol	WC Method		NEG	NEG	NEG

WEAR METALS

	method	limit/base	current	history1	history2
Iron	ppm	ASTM D5185m >100	11	8	2
Chromium	ppm	ASTM D5185m >20	<1	<1	<1
Nickel	ppm	ASTM D5185m >4	0	1	0
Titanium	ppm	ASTM D5185m	<1	0	0
Silver	ppm	ASTM D5185m >3	0	0	2
Aluminum	ppm	ASTM D5185m >20	<1	<1	0
Lead	ppm	ASTM D5185m >40	1	<1	0
Copper	ppm	ASTM D5185m >330	1	2	2
Tin	ppm	ASTM D5185m >15	0	<1	0
Vanadium	ppm	ASTM D5185m	<1	0	0
Cadmium	ppm	ASTM D5185m	0	0	<1

ADDITIVES

	method	limit/base	current	history1	history2
Boron	ppm	ASTM D5185m 0	2	3	8
Barium	ppm	ASTM D5185m 0	0	0	0
Molybdenum	ppm	ASTM D5185m 60	62	68	57
Manganese	ppm	ASTM D5185m 0	<1	<1	<1
Magnesium	ppm	ASTM D5185m 1010	950	958	903
Calcium	ppm	ASTM D5185m 1070	1098	1201	1064
Phosphorus	ppm	ASTM D5185m 1150	945	1109	1023
Zinc	ppm	ASTM D5185m 1270	1238	1347	1246
Sulfur	ppm	ASTM D5185m 2060	2780	3381	3744

CONTAMINANTS

	method	limit/base	current	history1	history2
Silicon	ppm	ASTM D5185m >25	5	4	3
Sodium	ppm	ASTM D5185m	13	<1	0
Potassium	ppm	ASTM D5185m >20	0	2	<1

INFRA-RED

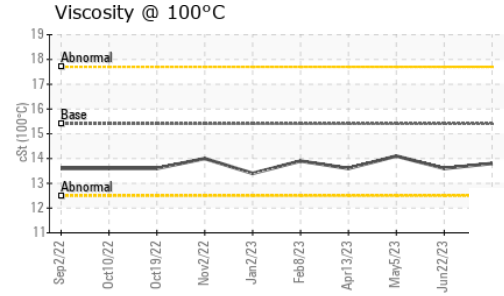
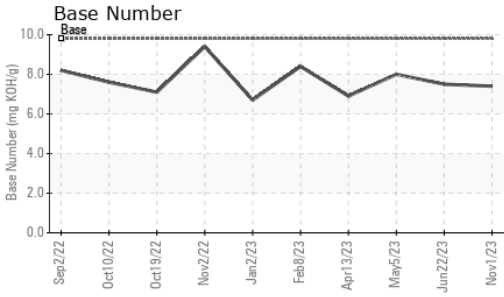
	method	limit/base	current	history1	history2
Soot %	%	*ASTM D7844 >3	0.4	0.3	0.1
Nitration	Abs/cm	*ASTM D7624 >20	10.1	7.6	5.3
Sulfation	Abs/.1mm	*ASTM D7415 >30	21.9	20.0	16.6

FLUID DEGRADATION

	method	limit/base	current	history1	history2
Oxidation	Abs/.1mm	*ASTM D7414 >25	18.6	16.9	13.5
Base Number (BN)	mg KOH/g	ASTM D2896 9.8	7.4	7.5	8.0



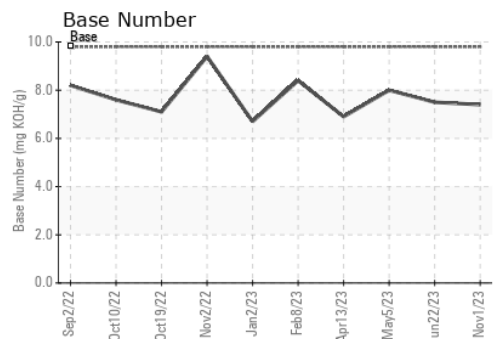
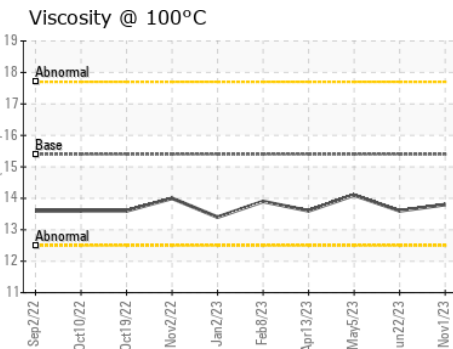
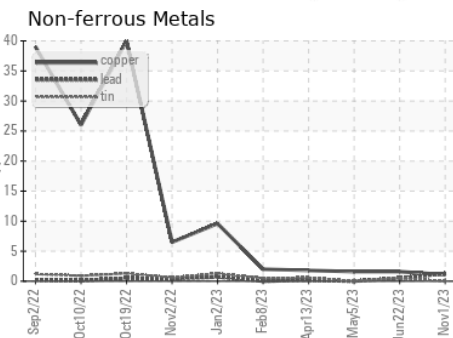
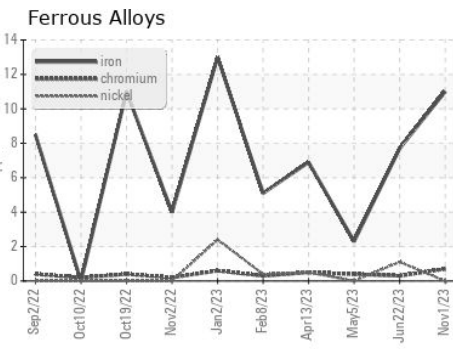
OIL ANALYSIS REPORT



VISUAL	method	limit/base	current	history1	history2
White Metal	scalar	*Visual	NONE	NONE	NONE
Yellow Metal	scalar	*Visual	NONE	NONE	NONE
Precipitate	scalar	*Visual	NONE	NONE	NONE
Silt	scalar	*Visual	NONE	NONE	NONE
Debris	scalar	*Visual	NONE	NONE	NONE
Sand/Dirt	scalar	*Visual	NONE	NONE	NONE
Appearance	scalar	*Visual	NORML	NORML	NORML
Odor	scalar	*Visual	NORML	NORML	NORML
Emulsified Water	scalar	*Visual	>0.2	NEG	NEG
Free Water	scalar	*Visual		NEG	NEG

FLUID PROPERTIES	method	limit/base	current	history1	history2	
Visc @ 100°C	cSt	ASTM D445	15.4	13.8	13.6	14.1

GRAPHS



Laboratory : WearCheck USA - 501 Madison Ave., Cary, NC 27513
Sample No. : GFL0098534 **Received** : 03 Nov 2023
Lab Number : **05997762** **Diagnosed** : 06 Nov 2023
Unique Number : 10726122 **Diagnostician** : Wes Davis
Test Package : FLEET

GFL Environmental - 006 - Wilmington
 3618 US Highway 421 N
 Wilmington, NC
 US 28401
 Contact: Eric Wood
 eric.wood@gflenv.com
 T: (717)723-1956
 F: (910)762-6880

Certificate L2367
 To discuss this sample report, contact Customer Service at 1-800-237-1369.
 * - Denotes test methods that are outside of the ISO 17025 scope of accreditation.
 Statements of conformity to specifications are based on the simple acceptance decision rule (JCGM 106:2012)