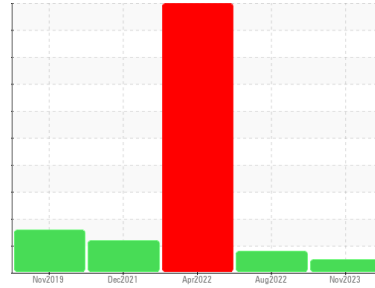




OIL ANALYSIS REPORT

Sample Rating Trend



NORMAL



Machine Id

3724

Component

Diesel Engine

Fluid

PETRO CANADA DURON SHP 15W40 (8 GAL)

DIAGNOSIS

Recommendation

Resample at the next service interval to monitor.

Wear

All component wear rates are normal.

Contamination

There is no indication of any contamination in the oil.

Fluid Condition

The BN result indicates that there is suitable alkalinity remaining in the oil. The condition of the oil is suitable for further service.

SAMPLE INFORMATION

method	limit/base	current	history1	history2
Sample Number	Client Info	GFL0098788	GFL0049658	GFL0044347
Sample Date	Client Info	02 Nov 2023	20 Aug 2022	20 Apr 2022
Machine Age	hrs	10743	10743	10132
Oil Age	hrs	10743	611	490
Oil Changed	Client Info	N/A	Changed	Changed
Sample Status		NORMAL	ABNORMAL	SEVERE

CONTAMINATION

method	limit/base	current	history1	history2
Fuel	WC Method >3.0	<1.0	0.3	10.5
Glycol	WC Method	NEG	NEG	NEG

WEAR METALS

method	limit/base	current	history1	history2
Iron	ppm ASTM D5185m >75	18	110	123
Chromium	ppm ASTM D5185m >5	<1	2	9
Nickel	ppm ASTM D5185m >4	<1	0	2
Titanium	ppm ASTM D5185m >2	<1	0	<1
Silver	ppm ASTM D5185m >2	0	1	<1
Aluminum	ppm ASTM D5185m >15	10	1	10
Lead	ppm ASTM D5185m >25	0	<1	1
Copper	ppm ASTM D5185m >100	0	3	9
Tin	ppm ASTM D5185m >4	0	0	<1
Antimony	ppm ASTM D5185m	---	---	---
Vanadium	ppm ASTM D5185m	0	<1	0
Cadmium	ppm ASTM D5185m	0	<1	0

ADDITIVES

method	limit/base	current	history1	history2
Boron	ppm ASTM D5185m 0	18	21	12
Barium	ppm ASTM D5185m 0	0	0	0
Molybdenum	ppm ASTM D5185m 60	63	57	79
Manganese	ppm ASTM D5185m 0	<1	<1	3
Magnesium	ppm ASTM D5185m 1010	976	822	697
Calcium	ppm ASTM D5185m 1070	1106	1029	934
Phosphorus	ppm ASTM D5185m 1150	1060	856	763
Zinc	ppm ASTM D5185m 1270	1338	1086	992
Sulfur	ppm ASTM D5185m 2060	3415	2839	1922

CONTAMINANTS

method	limit/base	current	history1	history2
Silicon	ppm ASTM D5185m >25	7	4	24
Sodium	ppm ASTM D5185m	4	16	949
Potassium	ppm ASTM D5185m >20	<1	3	127

INFRA-RED

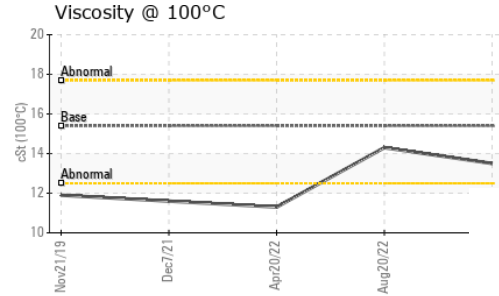
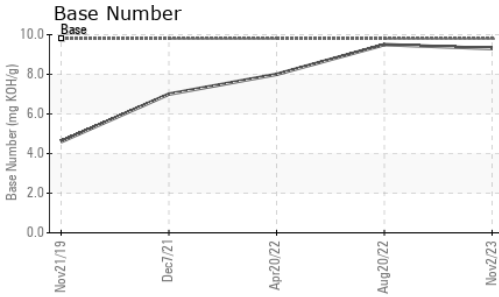
method	limit/base	current	history1	history2
Soot %	% *ASTM D7844 >6	0.3	3.5	1.7
Nitration	Abs/cm *ASTM D7624 >20	4.9	8.9	15.9
Sulfation	Abs/.1mm *ASTM D7415 >30	17.3	24.2	29.8

FLUID DEGRADATION

method	limit/base	current	history1	history2
Oxidation	Abs/.1mm *ASTM D7414 >25	12.3	13.5	27.6
Base Number (BN)	mg KOH/g ASTM D2896 9.8	9.3	9.5	8.0



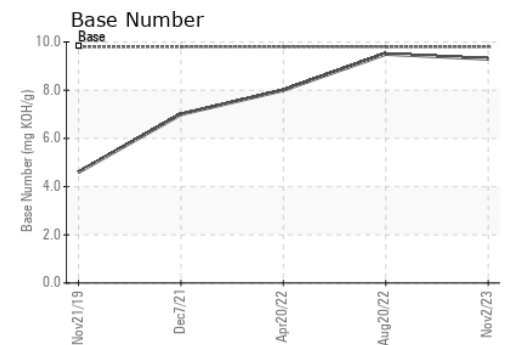
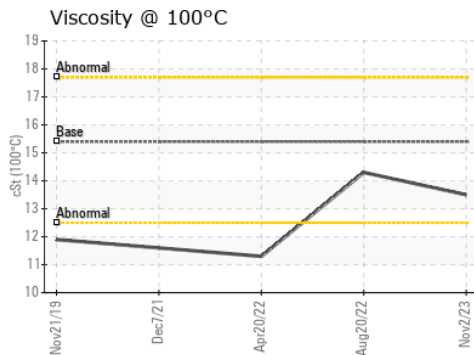
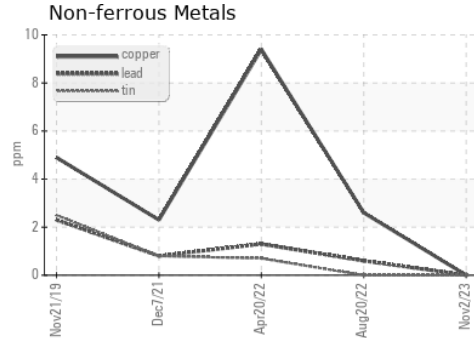
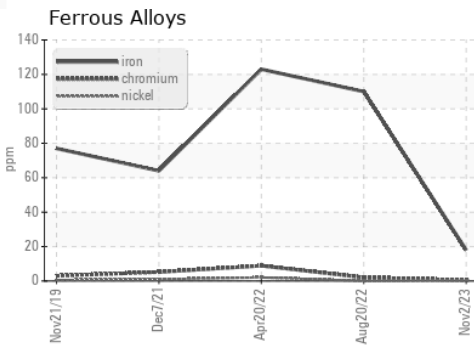
OIL ANALYSIS REPORT



VISUAL	method	limit/base	current	history1	history2
White Metal	scalar	*Visual	NONE	NONE	NONE
Yellow Metal	scalar	*Visual	NONE	NONE	NONE
Precipitate	scalar	*Visual	NONE	NONE	NONE
Silt	scalar	*Visual	NONE	NONE	NONE
Debris	scalar	*Visual	NONE	NONE	NONE
Sand/Dirt	scalar	*Visual	NONE	NONE	NONE
Appearance	scalar	*Visual	NORML	NORML	NORML
Odor	scalar	*Visual	NORML	NORML	NORML
Emulsified Water	scalar	*Visual	>0.2	NEG	NEG
Free Water	scalar	*Visual		NEG	NEG

FLUID PROPERTIES	method	limit/base	current	history1	history2
Visc @ 100°C	cSt	ASTM D445	15.4	13.5	14.3 ▲ 11.3

GRAPHS



Laboratory : WearCheck USA - 501 Madison Ave., Cary, NC 27513
Sample No. : GFL0098788 **Received** : 06 Nov 2023
Lab Number : 05998813 **Diagnosed** : 07 Nov 2023
Unique Number : 10727173 **Diagnostician** : Wes Davis
Test Package : FLEET

GFL Environmental - 19DR - Deep Run/TriEast
 2287 Leslie R Stroud Road
 Kinston, NC
 US 28504-9477
 Contact: Spencer Ligon
 spencer.ligon@gflenv.com
 T: (800)207-6618
 F:

Certificate L2367
 To discuss this sample report, contact Customer Service at 1-800-237-1369.
 * - Denotes test methods that are outside of the ISO 17025 scope of accreditation.
 Statements of conformity to specifications are based on the simple acceptance decision rule (JCGM 106:2012)