

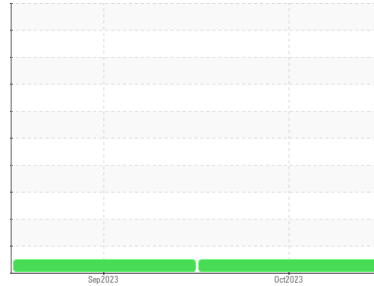
OIL ANALYSIS REPORT

Sample Rating Trend

NORMAL



Area
KEMP QUARRIES / RIVER VALLEY BACKBONE
Machine Id
OHT124
Component
Rear Left Final Drive
Fluid
NOT GIVEN (--- GAL)



DIAGNOSIS

Recommendation

Resample at the next service interval to monitor.

Wear

All component wear rates are normal.

Contamination

There is no indication of any contamination in the oil.

Fluid Condition

The condition of the oil is acceptable for the time in service.

SAMPLE INFORMATION

	method	limit/base	current	history1	history2
Sample Number	Client Info		PCA0084848	PCA0084786	---
Sample Date	Client Info		25 Oct 2023	18 Sep 2023	---
Machine Age	hrs	Client Info	30229	30012	---
Oil Age	hrs	Client Info	217	325	---
Oil Changed	Client Info		Not Chngd	Changed	---
Sample Status			NORMAL	NORMAL	---

WEAR METALS

	method	limit/base	current	history1	history2
Iron	ppm	ASTM D5185m >800	25	145	---
Chromium	ppm	ASTM D5185m >10	0	<1	---
Nickel	ppm	ASTM D5185m >5	0	<1	---
Titanium	ppm	ASTM D5185m >15	0	2	---
Silver	ppm	ASTM D5185m >2	0	0	---
Aluminum	ppm	ASTM D5185m >75	1	9	---
Lead	ppm	ASTM D5185m >10	0	2	---
Copper	ppm	ASTM D5185m >75	1	11	---
Tin	ppm	ASTM D5185m >8	0	<1	---
Vanadium	ppm	ASTM D5185m	0	0	---
Cadmium	ppm	ASTM D5185m	0	0	---

ADDITIVES

	method	limit/base	current	history1	history2
Boron	ppm	ASTM D5185m	0	<1	---
Barium	ppm	ASTM D5185m	0	0	---
Molybdenum	ppm	ASTM D5185m	<1	<1	---
Manganese	ppm	ASTM D5185m	0	2	---
Magnesium	ppm	ASTM D5185m	18	14	---
Calcium	ppm	ASTM D5185m	3089	3544	---
Phosphorus	ppm	ASTM D5185m	872	913	---
Zinc	ppm	ASTM D5185m	1136	1140	---
Sulfur	ppm	ASTM D5185m	4981	4639	---

CONTAMINANTS

	method	limit/base	current	history1	history2
Silicon	ppm	ASTM D5185m >400	17	76	---
Sodium	ppm	ASTM D5185m	2	1	---
Potassium	ppm	ASTM D5185m >20	0	<1	---

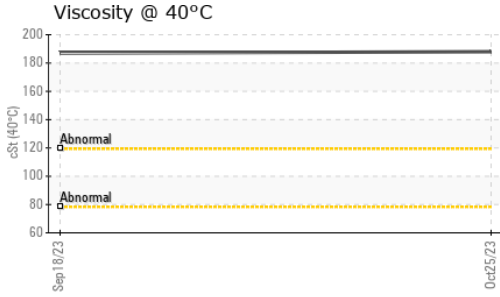
VISUAL

	method	limit/base	current	history1	history2
White Metal	scalar	*Visual NONE	NONE	NONE	---
Yellow Metal	scalar	*Visual NONE	NONE	NONE	---
Precipitate	scalar	*Visual NONE	NONE	NONE	---
Silt	scalar	*Visual NONE	NONE	NONE	---
Debris	scalar	*Visual NONE	NONE	LIGHT	---
Sand/Dirt	scalar	*Visual NONE	NONE	NONE	---
Appearance	scalar	*Visual NORML	NORML	NORML	---
Odor	scalar	*Visual NORML	NORML	NORML	---
Emulsified Water	scalar	*Visual >0.2	NEG	NEG	---
Free Water	scalar	*Visual	NEG	NEG	---

FLUID PROPERTIES

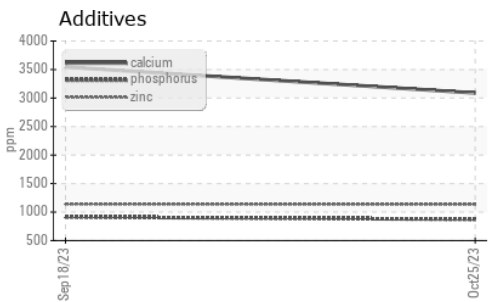
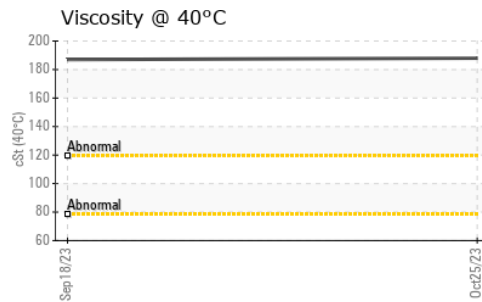
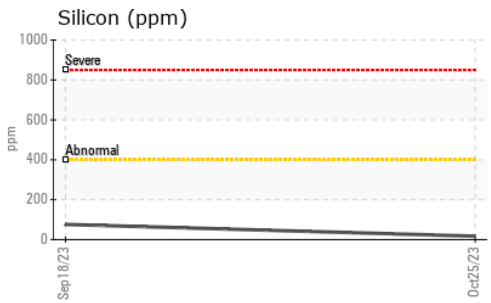
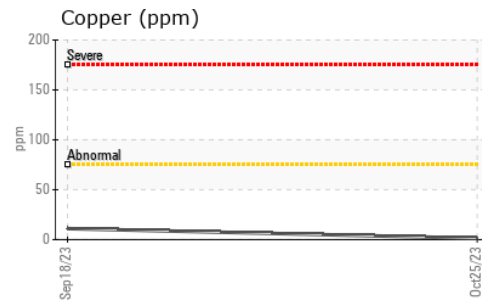
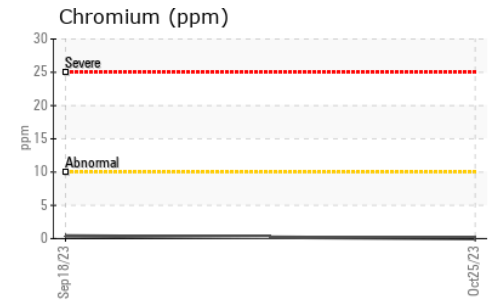
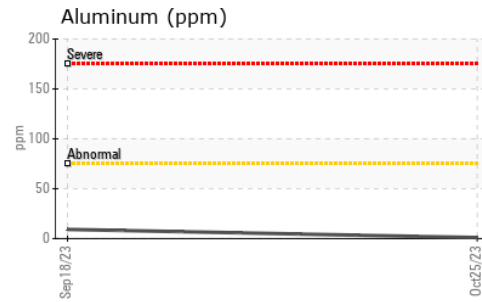
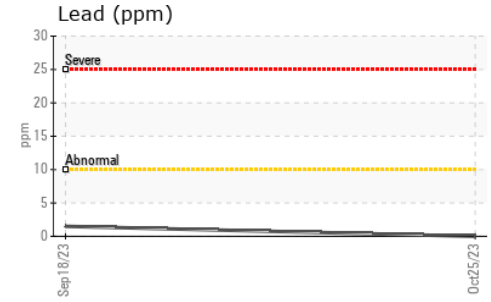
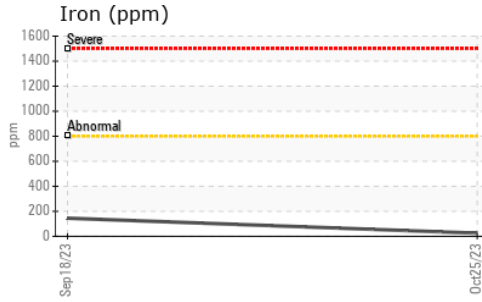
	method	limit/base	current	history1	history2
Visc @ 40°C	cSt	ASTM D445	188	187	---

OIL ANALYSIS REPORT



SAMPLE IMAGES	method	limit/base	current	history1	history2
Color				no image	no image
Bottom				no image	no image

GRAPHS



Certificate L2367

Laboratory : WearCheck USA - 501 Madison Ave., Cary, NC 27513
Sample No. : PCA0084848 **Received** : 06 Nov 2023
Lab Number : 06000058 **Diagnosed** : 07 Nov 2023
Unique Number : 10728418 **Diagnostician** : Wes Davis
Test Package : MOB 1

Kemp Quarries - River Valley - Backbone
 5600 S Hwy 253
 Huntington, AR
 US 72940
 Contact:
 backbone@rivervalleyquarries.com

To discuss this sample report, contact Customer Service at 1-800-237-1369.

* - Denotes test methods that are outside of the ISO 17025 scope of accreditation.

Statements of conformity to specifications are based on the simple acceptance decision rule (JCGM 106:2012)

T:
F: