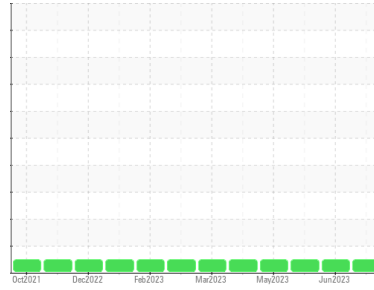




OIL ANALYSIS REPORT

Sample Rating Trend

NORMAL



Machine Id
945026-260290

Component
Natural Gas Engine

Fluid
PETRO CANADA DURON GEO LD 15W40 (--- GAL)

DIAGNOSIS

Recommendation

Resample at the next service interval to monitor.

Wear

All component wear rates are normal.

Contamination

There is no indication of any contamination in the oil.

Fluid Condition

The BN result indicates that there is suitable alkalinity remaining in the oil. The condition of the oil is suitable for further service.

SAMPLE INFORMATION

method	limit/base	current	history1	history2	
Sample Number	Client Info	GFL0092038	GFL0084602	GFL0084683	
Sample Date	Client Info	07 Nov 2023	27 Jun 2023	08 Jun 2023	
Machine Age	mls	Client Info	521328	0	24688
Oil Age	mls	Client Info	55605	0	0
Oil Changed	Client Info	Changed	Not Changd	Not Changd	
Sample Status		NORMAL	NORMAL	NORMAL	

WEAR METALS

method	limit/base	current	history1	history2		
Iron	ppm	ASTM D5185m	>50	16	6	4
Chromium	ppm	ASTM D5185m	>4	0	<1	<1
Nickel	ppm	ASTM D5185m	>2	0	0	0
Titanium	ppm	ASTM D5185m		0	0	0
Silver	ppm	ASTM D5185m	>3	0	0	0
Aluminum	ppm	ASTM D5185m	>9	2	2	2
Lead	ppm	ASTM D5185m	>30	0	0	0
Copper	ppm	ASTM D5185m	>35	0	0	<1
Tin	ppm	ASTM D5185m	>4	0	<1	<1
Vanadium	ppm	ASTM D5185m		0	0	0
Cadmium	ppm	ASTM D5185m		0	0	0

ADDITIVES

method	limit/base	current	history1	history2		
Boron	ppm	ASTM D5185m	50	10	22	37
Barium	ppm	ASTM D5185m	5	0	0	0
Molybdenum	ppm	ASTM D5185m	50	57	49	47
Manganese	ppm	ASTM D5185m	0	0	<1	<1
Magnesium	ppm	ASTM D5185m	560	694	604	595
Calcium	ppm	ASTM D5185m	1510	1906	1577	1595
Phosphorus	ppm	ASTM D5185m	780	854	769	778
Zinc	ppm	ASTM D5185m	870	1197	967	965
Sulfur	ppm	ASTM D5185m	2040	2682	2891	2995

CONTAMINANTS

method	limit/base	current	history1	history2		
Silicon	ppm	ASTM D5185m	>+100	6	13	7
Sodium	ppm	ASTM D5185m		7	5	4
Potassium	ppm	ASTM D5185m	>20	<1	2	3

INFRA-RED

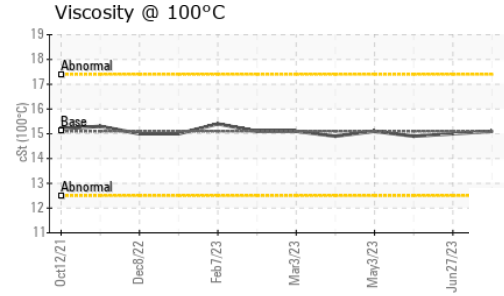
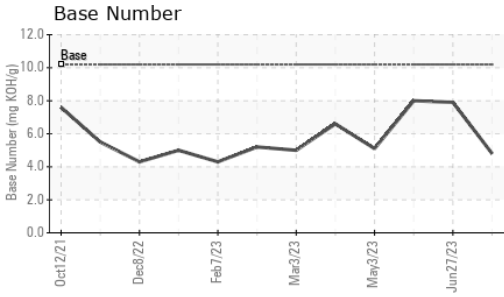
method	limit/base	current	history1	history2		
Soot %	%	*ASTM D7844		0	0.1	0.1
Nitration	Abs/cm	*ASTM D7624	>20	10.5	8.6	6.7
Sulfation	Abs/.1mm	*ASTM D7415	>30	21.6	20.0	19.7

FLUID DEGRADATION

method	limit/base	current	history1	history2		
Oxidation	Abs/.1mm	*ASTM D7414	>25	18.4	17.4	17.4
Base Number (BN)	mg KOH/g	ASTM D2896	10.2	4.8	7.9	8.0



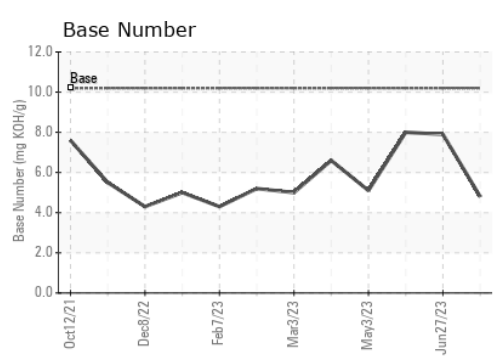
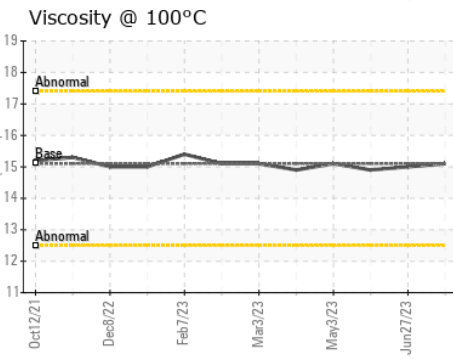
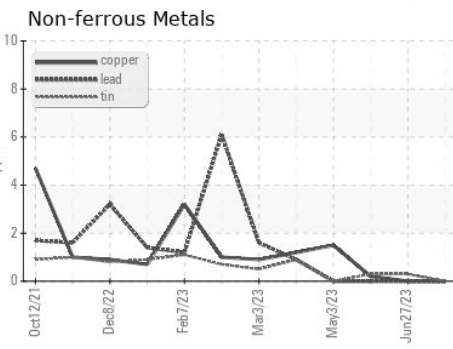
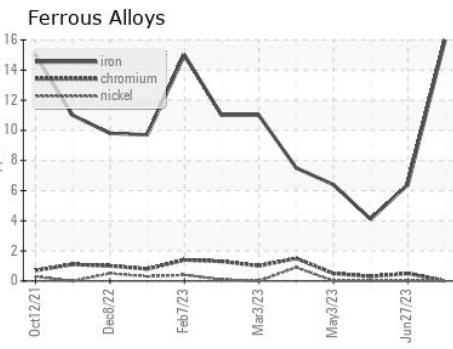
OIL ANALYSIS REPORT



VISUAL	method	limit/base	current	history1	history2
White Metal	scalar	*Visual	NONE	NONE	NONE
Yellow Metal	scalar	*Visual	NONE	NONE	NONE
Precipitate	scalar	*Visual	NONE	NONE	NONE
Silt	scalar	*Visual	NONE	NONE	NONE
Debris	scalar	*Visual	NONE	NONE	NONE
Sand/Dirt	scalar	*Visual	NONE	NONE	NONE
Appearance	scalar	*Visual	NORML	NORML	NORML
Odor	scalar	*Visual	NORML	NORML	NORML
Emulsified Water	scalar	*Visual	>0.1	NEG	NEG
Free Water	scalar	*Visual		NEG	NEG

FLUID PROPERTIES	method	limit/base	current	history1	history2
Visc @ 100°C	cSt	ASTM D445	15.1	15.0	14.9

GRAPHS



Laboratory : WearCheck USA - 501 Madison Ave., Cary, NC 27513
Sample No. : GFL0092038 **Received** : 09 Nov 2023
Lab Number : 06003471 **Diagnosed** : 10 Nov 2023
Unique Number : 10737233 **Diagnostician** : Wes Davis
Test Package : FLEET

GFL Environmental - 856 - Houston South
 8515 Highway 6 South
 Houston, TX
 US 77083
 Contact: Apolinar Zacarias
 pzacariascano@gflenv.com
 T:
 F:

Certificate L2367
 To discuss this sample report, contact Customer Service at 1-800-237-1369.
 * - Denotes test methods that are outside of the ISO 17025 scope of accreditation.
 Statements of conformity to specifications are based on the simple acceptance decision rule (JCGM 106:2012)