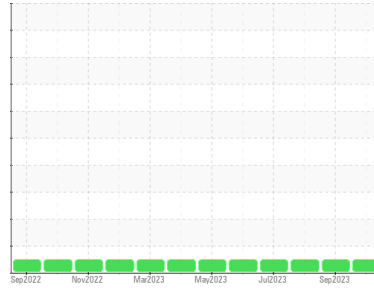


OIL ANALYSIS REPORT

Sample Rating Trend



NORMAL



Machine Id
Copperhead Gap 3

Component
Compressor

Fluid
PETRO CANADA TURBOFLO R&O 150 (--- GAL)

DIAGNOSIS

Recommendation

Resample at the next service interval to monitor.

Wear

All component wear rates are normal.

Contamination

There is no indication of any contamination in the oil.

Fluid Condition

The AN level is acceptable for this fluid. The condition of the oil is suitable for further service.

SAMPLE INFORMATION

| method | limit/base | current | history1 | history2 |
|---------------|-----------------|--------------------|-------------|-------------|
| Sample Number | Client Info | PCA0111858 | PCA0103384 | PCA0092181 |
| Sample Date | Client Info | 13 Nov 2023 | 06 Sep 2023 | 04 Aug 2023 |
| Machine Age | hrs Client Info | 126184 | 126184 | 125427 |
| Oil Age | hrs Client Info | 127521 | 123223 | 123223 |
| Oil Changed | Client Info | N/A | N/A | N/A |
| Sample Status | | NORMAL | NORMAL | NORMAL |

CONTAMINATION

| method | limit/base | current | history1 | history2 |
|--------|----------------|------------|----------|----------|
| Water | WC Method >0.1 | NEG | NEG | NEG |

WEAR METALS

| method | limit/base | current | history1 | history2 |
|----------|---------------------|--------------|----------|----------|
| Iron | ppm ASTM D5185m >50 | 0 | 0 | 0 |
| Chromium | ppm ASTM D5185m >10 | 0 | 0 | 0 |
| Nickel | ppm ASTM D5185m | 0 | 0 | 0 |
| Titanium | ppm ASTM D5185m | 0 | 0 | 0 |
| Silver | ppm ASTM D5185m | 0 | 0 | 0 |
| Aluminum | ppm ASTM D5185m >25 | 0 | 0 | 1 |
| Lead | ppm ASTM D5185m >25 | 0 | 0 | 0 |
| Copper | ppm ASTM D5185m >50 | 0 | 0 | <1 |
| Tin | ppm ASTM D5185m >15 | <1 | 0 | 0 |
| Vanadium | ppm ASTM D5185m | 0 | 0 | <1 |
| Cadmium | ppm ASTM D5185m | 0 | 0 | 0 |

ADDITIVES

| method | limit/base | current | history1 | history2 |
|------------|-------------------|------------|----------|----------|
| Boron | ppm ASTM D5185m | 0 | 0 | 0 |
| Barium | ppm ASTM D5185m | 0 | 0 | 0 |
| Molybdenum | ppm ASTM D5185m | 0 | 0 | 0 |
| Manganese | ppm ASTM D5185m | 0 | 0 | <1 |
| Magnesium | ppm ASTM D5185m | 0 | 0 | 0 |
| Calcium | ppm ASTM D5185m 0 | 4 | 2 | 14 |
| Phosphorus | ppm ASTM D5185m 4 | 8 | 6 | 13 |
| Zinc | ppm ASTM D5185m 0 | 0 | 0 | 0 |
| Sulfur | ppm ASTM D5185m | 677 | 822 | 842 |

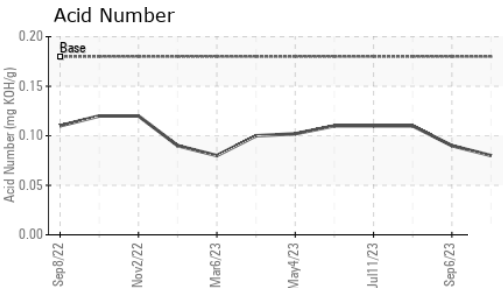
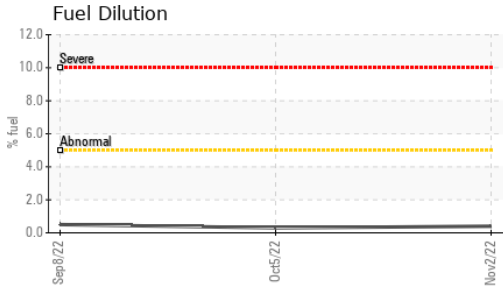
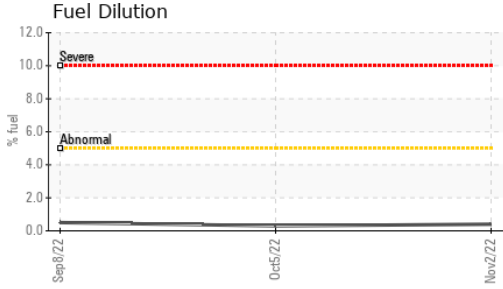
CONTAMINANTS

| method | limit/base | current | history1 | history2 |
|-----------|---------------------|----------|----------|----------|
| Silicon | ppm ASTM D5185m >25 | 0 | <1 | <1 |
| Sodium | ppm ASTM D5185m | 0 | <1 | 0 |
| Potassium | ppm ASTM D5185m >20 | 0 | 0 | 0 |

FLUID DEGRADATION

| method | limit/base | current | history1 | history2 |
|------------------|--------------------------|-------------|----------|----------|
| Acid Number (AN) | mg KOH/g ASTM D8045 0.18 | 0.08 | 0.09 | 0.11 |

OIL ANALYSIS REPORT



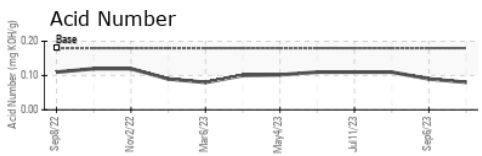
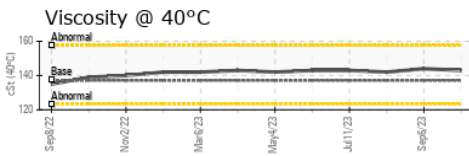
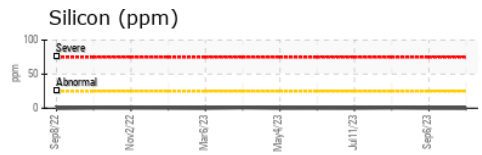
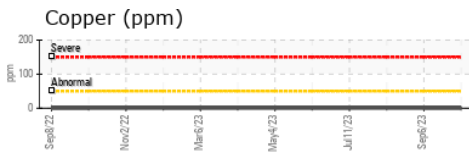
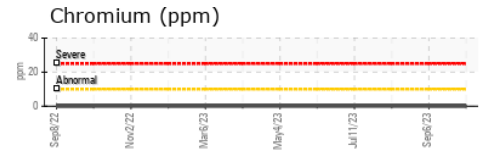
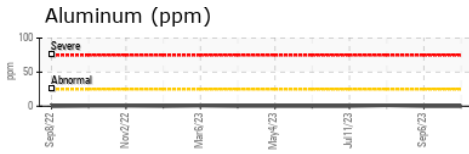
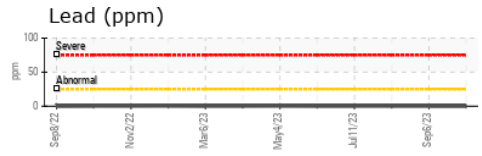
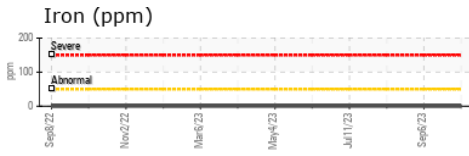
| VISUAL | method | limit/base | current | history1 | history2 |
|------------------|--------|------------|---------|----------|----------|
| White Metal | scalar | *Visual | NONE | NONE | NONE |
| Yellow Metal | scalar | *Visual | NONE | NONE | NONE |
| Precipitate | scalar | *Visual | NONE | NONE | NONE |
| Silt | scalar | *Visual | NONE | NONE | NONE |
| Debris | scalar | *Visual | NONE | NONE | NONE |
| Sand/Dirt | scalar | *Visual | NONE | NONE | NONE |
| Appearance | scalar | *Visual | NORML | NORML | NORML |
| Odor | scalar | *Visual | NORML | NORML | NORML |
| Emulsified Water | scalar | *Visual | >0.1 | NEG | NEG |
| Free Water | scalar | *Visual | | NEG | NEG |

| FLUID PROPERTIES | method | limit/base | current | history1 | history2 |
|------------------|--------|------------|---------|----------|----------|
| Visc @ 40°C | cSt | ASTM D445 | 137.1 | 143 | 144 |

| SAMPLE IMAGES | method | limit/base | current | history1 | history2 |
|---------------|--------|------------|---------|----------|----------|
|---------------|--------|------------|---------|----------|----------|

| | | | |
|--------|----------|----------|--|
| Color | no image | no image | |
| Bottom | no image | no image | |

GRAPHS



Certificate L2367

Laboratory : WearCheck USA - 501 Madison Ave., Cary, NC 27513
Sample No. : PCA0111858 **Received** : 16 Nov 2023
Lab Number : 06010225 **Diagnosed** : 20 Nov 2023
Unique Number : 10749369 **Diagnostician** : Don Baldrige
Test Package : MOB 2 (Additional Tests: FuelDilution)

ENERVEST OPERATING - COPPERHEAD GAP
 3681 RABBIT RIDGE
 CLEVELAND, VA
 US 24225
 Contact: Service Manager

To discuss this sample report, contact Customer Service at 1-800-237-1369.

* - Denotes test methods that are outside of the ISO 17025 scope of accreditation.

Statements of conformity to specifications are based on the simple acceptance decision rule (JCGM 106:2012)

T:
F: