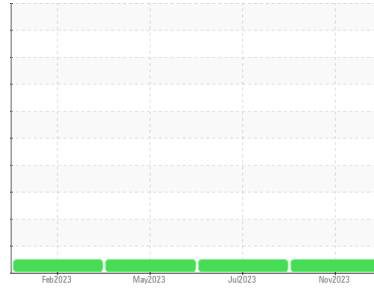


# OIL ANALYSIS REPORT

Sample Rating Trend

**NORMAL**


Area  
**(97185X) Walgreens - Tractor**  
 Machine Id  
**[Walgreens - Tractor] 136A62096**  
 Component  
**Diesel Engine**  
 Fluid  
**PETRO CANADA DURON SHP 10W30 (11 GAL)**

## DIAGNOSIS

### Recommendation

Resample at the next service interval to monitor.

### Wear

All component wear rates are normal.

### Contamination

There is no indication of any contamination in the oil.

### Fluid Condition

The BN result indicates that there is suitable alkalinity remaining in the oil. The condition of the oil is suitable for further service.

## SAMPLE INFORMATION

	method	limit/base	current	history1	history2
Sample Number	Client Info		<b>PCA0103760</b>	PCA0100184	PCA0094670
Sample Date	Client Info		<b>15 Nov 2023</b>	27 Jul 2023	16 May 2023
Machine Age	mls	Client Info	<b>408192</b>	377297	348051
Oil Age	mls	Client Info	<b>30895</b>	55543	26297
Oil Changed	Client Info		<b>Not Changed</b>	Changed	Not Changed
Sample Status			<b>NORMAL</b>	NORMAL	NORMAL

## CONTAMINATION

	method	limit/base	current	history1	history2
Fuel	WC Method	>5	<b>&lt;1.0</b>	<1.0	<1.0
Glycol	WC Method		<b>NEG</b>	NEG	NEG

## WEAR METALS

	method	limit/base	current	history1	history2
Iron	ppm	ASTM D5185m >80	<b>14</b>	35	24
Chromium	ppm	ASTM D5185m >5	<b>1</b>	2	2
Nickel	ppm	ASTM D5185m >2	<b>0</b>	0	<1
Titanium	ppm	ASTM D5185m	<b>0</b>	0	<1
Silver	ppm	ASTM D5185m >3	<b>0</b>	0	0
Aluminum	ppm	ASTM D5185m >30	<b>8</b>	17	13
Lead	ppm	ASTM D5185m >30	<b>0</b>	0	0
Copper	ppm	ASTM D5185m >150	<b>3</b>	7	5
Tin	ppm	ASTM D5185m >5	<b>&lt;1</b>	<1	<1
Vanadium	ppm	ASTM D5185m	<b>0</b>	<1	0
Cadmium	ppm	ASTM D5185m	<b>0</b>	0	0

## ADDITIVES

	method	limit/base	current	history1	history2
Boron	ppm	ASTM D5185m 2	<b>2</b>	0	2
Barium	ppm	ASTM D5185m 0	<b>0</b>	0	0
Molybdenum	ppm	ASTM D5185m 50	<b>60</b>	62	62
Manganese	ppm	ASTM D5185m 0	<b>&lt;1</b>	<1	<1
Magnesium	ppm	ASTM D5185m 950	<b>985</b>	1004	1011
Calcium	ppm	ASTM D5185m 1050	<b>1061</b>	1097	1153
Phosphorus	ppm	ASTM D5185m 995	<b>1075</b>	960	1028
Zinc	ppm	ASTM D5185m 1180	<b>1323</b>	1226	1323
Sulfur	ppm	ASTM D5185m 2600	<b>2831</b>	2829	3426

## CONTAMINANTS

	method	limit/base	current	history1	history2
Silicon	ppm	ASTM D5185m >20	<b>3</b>	4	4
Sodium	ppm	ASTM D5185m	<b>&lt;1</b>	3	3
Potassium	ppm	ASTM D5185m >20	<b>0</b>	0	3

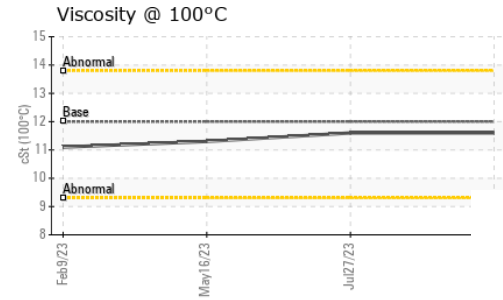
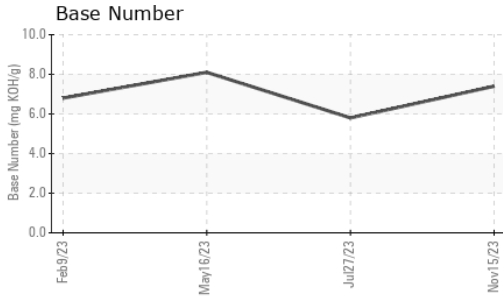
## INFRA-RED

	method	limit/base	current	history1	history2
Soot %	%	*ASTM D7844 >3	<b>0.5</b>	0.8	0.4
Nitration	Abs/cm	*ASTM D7624 >20	<b>8.4</b>	10.0	8.3
Sulfation	Abs/.1mm	*ASTM D7415 >30	<b>20.5</b>	23.2	19.9

## FLUID DEGRADATION

	method	limit/base	current	history1	history2
Oxidation	Abs/.1mm	*ASTM D7414 >25	<b>17.2</b>	19.9	16.2
Base Number (BN)	mg KOH/g	ASTM D2896	<b>7.4</b>	5.8	8.1

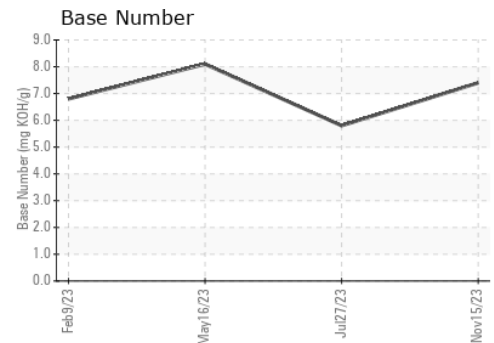
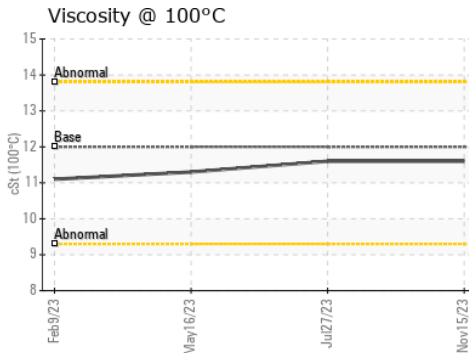
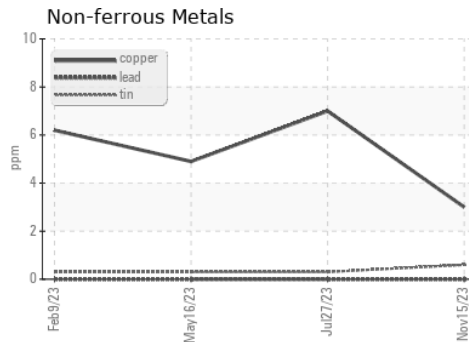
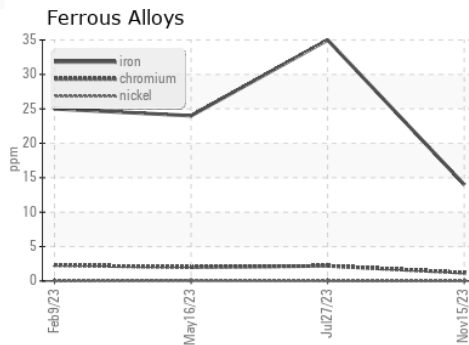
# OIL ANALYSIS REPORT



VISUAL	method	limit/base	current	history1	history2
White Metal	scalar	*Visual	NONE	NONE	NONE
Yellow Metal	scalar	*Visual	NONE	NONE	NONE
Precipitate	scalar	*Visual	NONE	NONE	NONE
Silt	scalar	*Visual	NONE	NONE	NONE
Debris	scalar	*Visual	NONE	NONE	NONE
Sand/Dirt	scalar	*Visual	NONE	NONE	NONE
Appearance	scalar	*Visual	NORML	NORML	NORML
Odor	scalar	*Visual	NORML	NORML	NORML
Emulsified Water	scalar	*Visual	>0.2	NEG	NEG
Free Water	scalar	*Visual		NEG	NEG

FLUID PROPERTIES	method	limit/base	current	history1	history2
Visc @ 100°C	cSt	ASTM D445	12.00	11.6	11.3

## GRAPHS



Certificate L2367

**Laboratory** : WearCheck USA - 501 Madison Ave., Cary, NC 27513  
**Sample No.** : PCA0103760 **Received** : 17 Nov 2023  
**Lab Number** : 06010679 **Diagnosed** : 19 Nov 2023  
**Unique Number** : 10749823 **Diagnostician** : Wes Davis  
**Test Package** : FLEET

**Transervice - Shop 1364 - Berkeley-Mt. Vernon**  
 5100 Lake Terrace NE  
 Mt. Vernon, IL  
 US 62864  
 Contact: Erien White  
 ewhite@transervice.com  
 T: (618)244-8726  
 F: (618)244-8791

To discuss this sample report, contact Customer Service at 1-800-237-1369.

\* - Denotes test methods that are outside of the ISO 17025 scope of accreditation.

Statements of conformity to specifications are based on the simple acceptance decision rule (JCGM 106:2012)