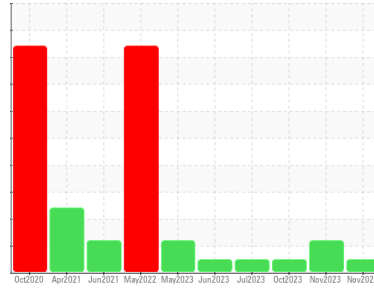




OIL ANALYSIS REPORT

Sample Rating Trend



NORMAL



Machine Id
523003-703

Component
Diesel Engine

Fluid
PETRO CANADA DURON SHP 15W40 (--- LTR)

DIAGNOSIS

Recommendation

Resample at the next service interval to monitor.

Wear

All component wear rates are normal.

Contamination

There is no indication of any contamination in the oil.

Fluid Condition

The BN result indicates that there is suitable alkalinity remaining in the oil. The condition of the oil is suitable for further service.

SAMPLE INFORMATION

method	limit/base	current	history1	history2	
Sample Number	Client Info	GFL0085082	GFL0100109	GFL0090836	
Sample Date	Client Info	10 Nov 2023	02 Nov 2023	26 Oct 2023	
Machine Age	mls	Client Info	609211	568983	609211
Oil Age	mls	Client Info	568983	568983	0
Oil Changed	Client Info	N/A	N/A	N/A	
Sample Status		NORMAL	ABNORMAL	NORMAL	

CONTAMINATION

method	limit/base	current	history1	history2
Fuel	WC Method >3.0	<1.0	<1.0	<1.0
Glycol	WC Method	NEG	NEG	NEG

WEAR METALS

method	limit/base	current	history1	history2	
Iron	ppm	ASTM D5185m >120	5	10	4
Chromium	ppm	ASTM D5185m >20	<1	<1	0
Nickel	ppm	ASTM D5185m >5	0	<1	<1
Titanium	ppm	ASTM D5185m >2	<1	<1	0
Silver	ppm	ASTM D5185m >2	0	0	0
Aluminum	ppm	ASTM D5185m >20	1	3	2
Lead	ppm	ASTM D5185m >40	0	<1	0
Copper	ppm	ASTM D5185m >330	2	3	<1
Tin	ppm	ASTM D5185m >15	0	0	<1
Vanadium	ppm	ASTM D5185m	0	0	0
Cadmium	ppm	ASTM D5185m	<1	<1	0

ADDITIVES

method	limit/base	current	history1	history2	
Boron	ppm	ASTM D5185m 0	4	6	6
Barium	ppm	ASTM D5185m 0	<1	5	0
Molybdenum	ppm	ASTM D5185m 60	60	62	58
Manganese	ppm	ASTM D5185m 0	0	<1	0
Magnesium	ppm	ASTM D5185m 1010	892	899	899
Calcium	ppm	ASTM D5185m 1070	992	1025	975
Phosphorus	ppm	ASTM D5185m 1150	955	1077	1016
Zinc	ppm	ASTM D5185m 1270	1178	1199	1211
Sulfur	ppm	ASTM D5185m 2060	3434	3616	3035

CONTAMINANTS

method	limit/base	current	history1	history2	
Silicon	ppm	ASTM D5185m >25	4	9	5
Sodium	ppm	ASTM D5185m	9	9	8
Potassium	ppm	ASTM D5185m >20	28	28	24

INFRA-RED

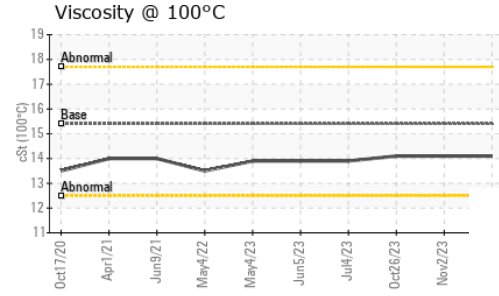
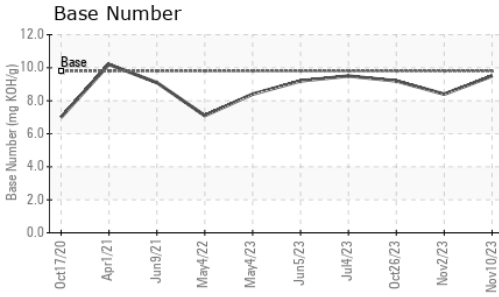
method	limit/base	current	history1	history2	
Soot %	%	*ASTM D7844 >4	0.1	0.1	0.1
Nitration	Abs/cm	*ASTM D7624 >20	5.7	5.7	5.6
Sulfation	Abs/.1mm	*ASTM D7415 >30	17.8	17.8	17.7

FLUID DEGRADATION

method	limit/base	current	history1	history2	
Oxidation	Abs/.1mm	*ASTM D7414 >25	14.1	14.1	14.1
Base Number (BN)	mg KOH/g	ASTM D2896 9.8	9.5	8.4	9.2



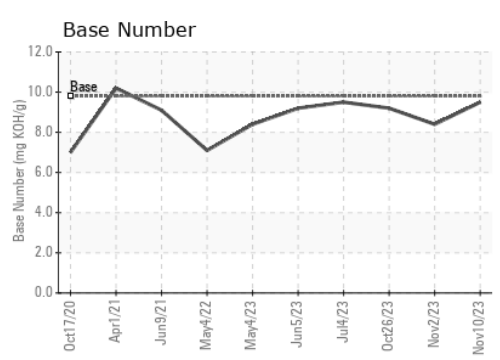
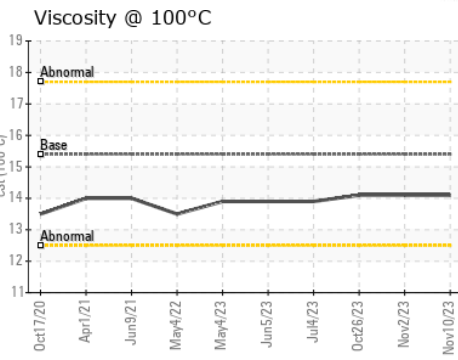
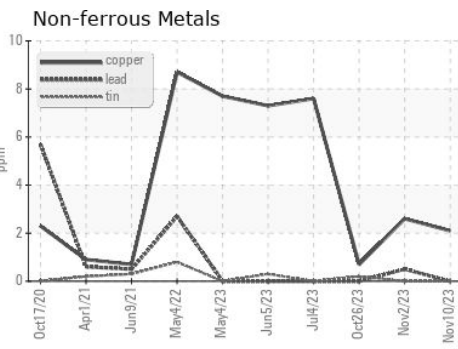
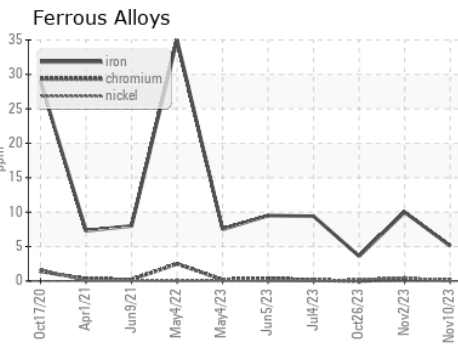
OIL ANALYSIS REPORT



VISUAL	method	limit/base	current	history1	history2	
White Metal	scalar	*Visual	NONE	NONE	▲ MODER	NONE
Yellow Metal	scalar	*Visual	NONE	NONE	NONE	NONE
Precipitate	scalar	*Visual	NONE	NONE	NONE	NONE
Silt	scalar	*Visual	NONE	NONE	NONE	NONE
Debris	scalar	*Visual	NONE	NONE	NONE	NONE
Sand/Dirt	scalar	*Visual	NONE	NONE	NONE	NONE
Appearance	scalar	*Visual	NORML	NORML	NORML	NORML
Odor	scalar	*Visual	NORML	NORML	NORML	NORML
Emulsified Water	scalar	*Visual	>0.2	NEG	NEG	NEG
Free Water	scalar	*Visual		NEG	NEG	NEG

FLUID PROPERTIES	method	limit/base	current	history1	history2	
Visc @ 100°C	cSt	ASTM D445	15.4	14.1	14.1	14.1

GRAPHS



Laboratory : WearCheck USA - 501 Madison Ave., Cary, NC 27513
Sample No. : GFL0085082
Lab Number : 06011239
Unique Number : 10750383
Test Package : FLEET

GFL Environmental - 654 - Richmond Hauling
 11800 Lewis Road
 Chester, VA
 US 23831
 Contact: Jimmy Mayes
 jmayes@gflenv.com
 T:
 F:

To discuss this sample report, contact Customer Service at 1-800-237-1369.
 * - Denotes test methods that are outside of the ISO 17025 scope of accreditation.
 Statements of conformity to specifications are based on the simple acceptance decision rule (JCGM 106:2012)