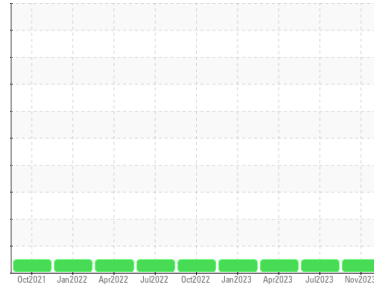


OIL ANALYSIS REPORT

Sample Rating Trend

NORMAL



Area
Reversing Mill
 Machine Id
[Reversing Mill] 110085-(Drive Payoff Reel)
 Component
Gearbox
 Fluid
PETRO CANADA ENDURATEX EP 220 (--- GAL)

DIAGNOSIS

Recommendation

Resample at the next service interval to monitor.
 NOTE: Please provide information regarding reservoir capacity, filter type and micron rating with next sample.

Wear

All component wear rates are normal.

Contamination

There is no indication of any contamination in the oil.

Fluid Condition

The AN level is acceptable for this fluid. The condition of the oil is suitable for further service.

SAMPLE INFORMATION

	method	limit/base	current	history1	history2
Sample Number	Client Info		PCA0101537	PCA0101584	PCA0089435
Sample Date	Client Info		22 Nov 2023	23 Jul 2023	01 Apr 2023
Machine Age	hrs	Client Info	0	0	0
Oil Age	hrs	Client Info	0	0	0
Oil Changed	Client Info		N/A	N/A	Not Changd
Sample Status			NORMAL	NORMAL	NORMAL

CONTAMINATION

	method	limit/base	current	history1	history2
Water	WC Method	>0.2	NEG	NEG	NEG

WEAR METALS

	method	limit/base	current	history1	history2
Iron	ppm	ASTM D5185m >200	56	54	49
Chromium	ppm	ASTM D5185m >15	0	0	0
Nickel	ppm	ASTM D5185m >15	0	0	0
Titanium	ppm	ASTM D5185m	0	0	0
Silver	ppm	ASTM D5185m	0	0	0
Aluminum	ppm	ASTM D5185m >25	0	<1	<1
Lead	ppm	ASTM D5185m >100	0	0	0
Copper	ppm	ASTM D5185m >200	2	3	3
Tin	ppm	ASTM D5185m >25	0	0	<1
Vanadium	ppm	ASTM D5185m	0	0	0
Cadmium	ppm	ASTM D5185m	0	0	0

ADDITIVES

	method	limit/base	current	history1	history2
Boron	ppm	ASTM D5185m 60	14	18	16
Barium	ppm	ASTM D5185m 0	0	0	0
Molybdenum	ppm	ASTM D5185m 0	0	<1	<1
Manganese	ppm	ASTM D5185m 0	<1	<1	<1
Magnesium	ppm	ASTM D5185m 0	0	0	4
Calcium	ppm	ASTM D5185m 0	5	0	5
Phosphorus	ppm	ASTM D5185m 270	149	166	158
Zinc	ppm	ASTM D5185m 0	5	8	2
Sulfur	ppm	ASTM D5185m 11200	6059	8121	7396

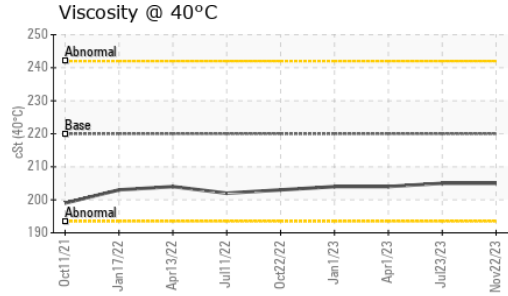
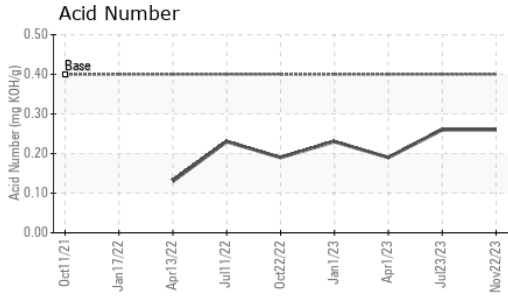
CONTAMINANTS

	method	limit/base	current	history1	history2
Silicon	ppm	ASTM D5185m >50	7	7	6
Sodium	ppm	ASTM D5185m	0	<1	<1
Potassium	ppm	ASTM D5185m >20	0	0	<1

FLUID DEGRADATION

	method	limit/base	current	history1	history2
Acid Number (AN)	mg KOH/g	ASTM D8045 0.40	0.26	0.26	0.19


OIL ANALYSIS REPORT



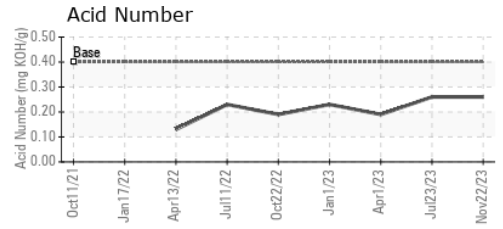
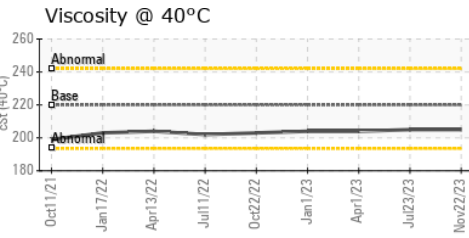
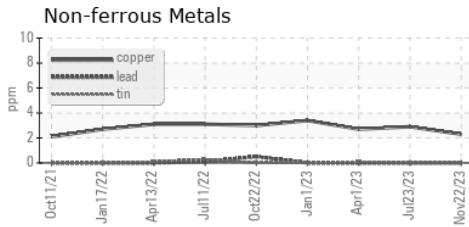
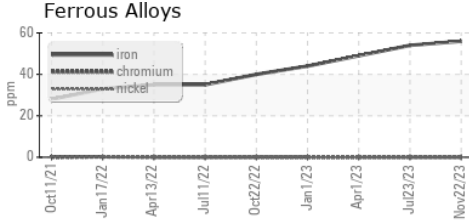
VISUAL	method	limit/base	current	history1	history2
White Metal	scalar	*Visual	NONE	NONE	NONE
Yellow Metal	scalar	*Visual	NONE	NONE	NONE
Precipitate	scalar	*Visual	NONE	NONE	NONE
Silt	scalar	*Visual	NONE	NONE	NONE
Debris	scalar	*Visual	NONE	NONE	NONE
Sand/Dirt	scalar	*Visual	NONE	NONE	NONE
Appearance	scalar	*Visual	NORML	NORML	NORML
Odor	scalar	*Visual	NORML	NORML	NORML
Emulsified Water	scalar	*Visual	>0.2	NEG	NEG
Free Water	scalar	*Visual		NEG	NEG

FLUID PROPERTIES	method	limit/base	current	history1	history2
Visc @ 40°C	cSt	ASTM D445 220	205	205	204

SAMPLE IMAGES	method	limit/base	current	history1	history2
---------------	--------	------------	---------	----------	----------



GRAPHS



Laboratory : WearCheck USA - 501 Madison Ave., Cary, NC 27513
Sample No. : PCA0101537 **Received** : 22 Nov 2023
Lab Number : 06015269 **Diagnosed** : 24 Nov 2023
Unique Number : 10754413 **Diagnostician** : Wes Davis
Test Package : PLANT

SDI - Steel Dynamics Inc. - Heartland
 455 West Industrial Drive
 Terre Haute, IN
 US 47802
 Contact: BRAD ELLIS
 brad.ellis@steeldynamics.com
 T:
 F:

To discuss this sample report, contact Customer Service at 1-800-237-1369.
 * - Denotes test methods that are outside of the ISO 17025 scope of accreditation.
 Statements of conformity to specifications are based on the simple acceptance decision rule (JCGM 106:2012)