

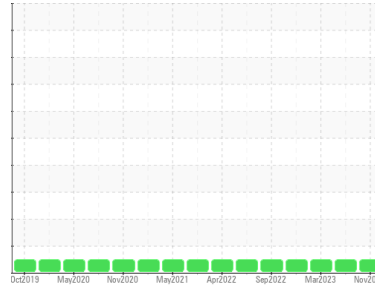
OIL ANALYSIS REPORT

Sample Rating Trend

NORMAL



Area
FLEET
Machine Id
Volvo 1926709
Component
Diesel Engine
Fluid
PETRO CANADA DURON SHP 10W30 (40 QTS)



DIAGNOSIS

Recommendation
Resample at the next service interval to monitor.

Wear
All component wear rates are normal.

Contamination
There is no indication of any contamination in the oil.

Fluid Condition
The BN result indicates that there is suitable alkalinity remaining in the oil. The condition of the oil is suitable for further service.

SAMPLE INFORMATION

method	limit/base	current	history1	history2
Sample Number	Client Info	PCA0108216	PCA0099306	PCA0089365
Sample Date	Client Info	30 Nov 2023	10 Aug 2023	09 Mar 2023
Machine Age	mls Client Info	439708	419491	400181
Oil Age	mls Client Info	20217	49881	30571
Oil Changed	Client Info	Not Changed	Changed	Not Changed
Sample Status		NORMAL	NORMAL	NORMAL

CONTAMINATION

method	limit/base	current	history1	history2
Fuel	WC Method >6.0	<1.0	<1.0	<1.0
Water	WC Method >0.2	NEG	NEG	NEG
Glycol	WC Method	NEG	NEG	NEG

WEAR METALS

method	limit/base	current	history1	history2
Iron	ppm ASTM D5185m >100	13	35	20
Chromium	ppm ASTM D5185m >20	<1	1	<1
Nickel	ppm ASTM D5185m >2	<1	<1	0
Titanium	ppm ASTM D5185m	0	0	<1
Silver	ppm ASTM D5185m >2	<1	<1	0
Aluminum	ppm ASTM D5185m >25	3	4	2
Lead	ppm ASTM D5185m >40	0	2	1
Copper	ppm ASTM D5185m >330	14	6	5
Tin	ppm ASTM D5185m >15	<1	2	1
Vanadium	ppm ASTM D5185m	0	0	<1
Cadmium	ppm ASTM D5185m	0	0	0

ADDITIVES

method	limit/base	current	history1	history2
Boron	ppm ASTM D5185m 2	2	2	2
Barium	ppm ASTM D5185m 0	0	0	0
Molybdenum	ppm ASTM D5185m 50	56	59	58
Manganese	ppm ASTM D5185m 0	<1	<1	1
Magnesium	ppm ASTM D5185m 950	911	950	913
Calcium	ppm ASTM D5185m 1050	1014	1087	1123
Phosphorus	ppm ASTM D5185m 995	993	984	943
Zinc	ppm ASTM D5185m 1180	1214	1275	1231
Sulfur	ppm ASTM D5185m 2600	2804	3241	2998

CONTAMINANTS

method	limit/base	current	history1	history2
Silicon	ppm ASTM D5185m >25	4	6	7
Sodium	ppm ASTM D5185m	7	20	13
Potassium	ppm ASTM D5185m >20	3	3	1

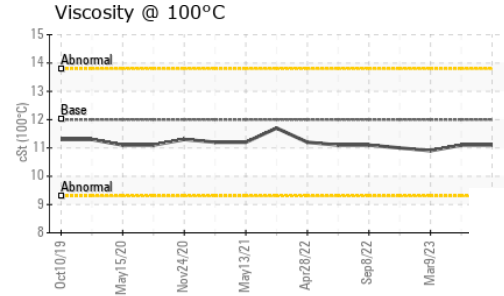
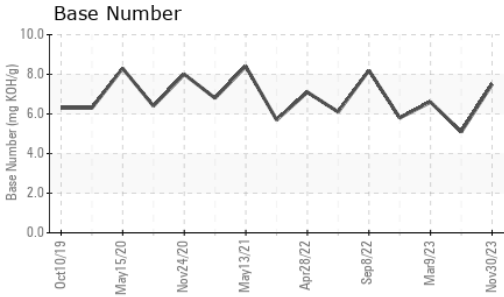
INFRA-RED

method	limit/base	current	history1	history2
Soot %	% *ASTM D7844 >3	0.4	0.7	0.6
Nitration	Abs/cm *ASTM D7624 >20	8.4	11.3	9.9
Sulfation	Abs/.1mm *ASTM D7415 >30	19.8	23.8	21.4

FLUID DEGRADATION

method	limit/base	current	history1	history2
Oxidation	Abs/.1mm *ASTM D7414 >25	16.4	20.7	17.9
Base Number (BN)	mg KOH/g ASTM D2896	7.5	5.1	6.6

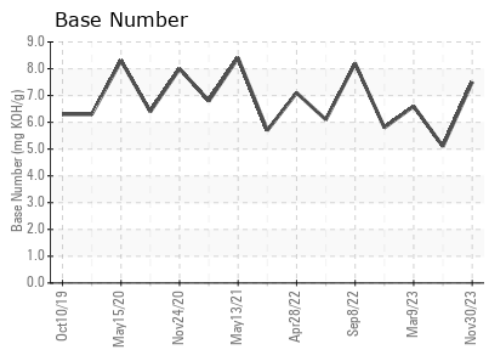
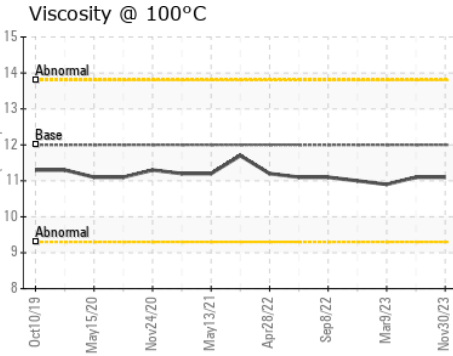
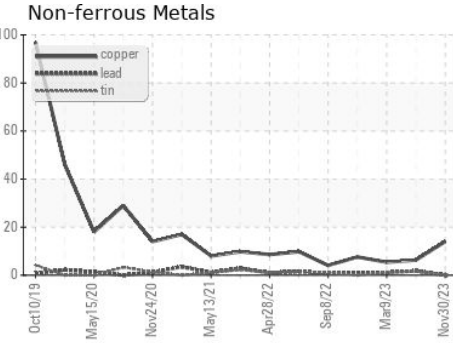
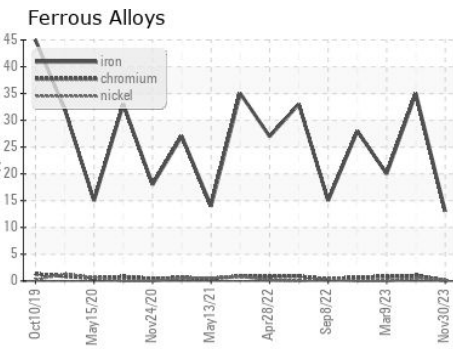
OIL ANALYSIS REPORT



VISUAL	method	limit/base	current	history1	history2
White Metal	scalar	*Visual	NONE	NONE	NONE
Yellow Metal	scalar	*Visual	NONE	NONE	NONE
Precipitate	scalar	*Visual	NONE	NONE	NONE
Silt	scalar	*Visual	NONE	NONE	NONE
Debris	scalar	*Visual	NONE	NONE	NONE
Sand/Dirt	scalar	*Visual	NONE	NONE	NONE
Appearance	scalar	*Visual	NORML	NORML	NORML
Odor	scalar	*Visual	NORML	NORML	NORML
Emulsified Water	scalar	*Visual	>0.2	NEG	NEG
Free Water	scalar	*Visual		NEG	NEG

FLUID PROPERTIES	method	limit/base	current	history1	history2
Visc @ 100°C	cSt	ASTM D445	12.00	11.1	10.9

GRAPHS



Laboratory : WearCheck USA - 501 Madison Ave., Cary, NC 27513
Sample No. : PCA0108216 **Received** : 08 Dec 2023
Lab Number : **06029262** **Diagnosed** : 11 Dec 2023
Unique Number : 10779053 **Diagnostician** : Wes Davis
Test Package : FLEET

PERDUE FARMS - ACCOMAC
 22520 LANKFORD HWY
 ACCOMAC, VA
 US 23301
 Contact: PEGGY KIMES
 peggy.kimes@perdue.com
 T: (757)787-5304
 F: (757)787-5208

To discuss this sample report, contact Customer Service at 1-800-237-1369.
 * - Denotes test methods that are outside of the ISO 17025 scope of accreditation.
 Statements of conformity to specifications are based on the simple acceptance decision rule (JCGM 106:2012)