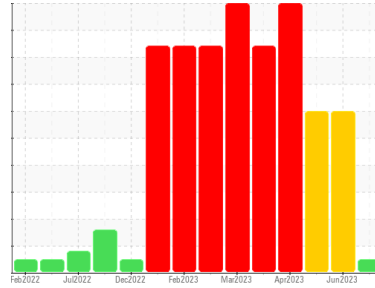




OIL ANALYSIS REPORT

Sample Rating Trend



NORMAL



Machine Id
748010-310040

Component
Natural Gas Engine

Fluid
PETRO CANADA DURON GEO LD 15W40 (--- GAL)

DIAGNOSIS

Recommendation

Resample at the next service interval to monitor.

Wear

Metal levels are typical for a new component breaking in.

Contamination

There is no indication of any contamination in the oil.

Fluid Condition

The BN result indicates that there is suitable alkalinity remaining in the oil. The condition of the oil is suitable for further service.

SAMPLE INFORMATION

method	limit/base	current	history1	history2
Sample Number	Client Info	GFL0092111	GFL0084596	GFL0084752
Sample Date	Client Info	04 Dec 2023	26 Jun 2023	19 Jun 2023
Machine Age	hrs	7923	166753	166438
Oil Age	hrs	600	0	0
Oil Changed	Client Info	Changed	Not Changd	Not Changd
Sample Status		NORMAL	SEVERE	SEVERE

CONTAMINATION

method	limit/base	current	history1	history2
Water	WC Method >0.1	NEG	NEG	NEG

WEAR METALS

method	limit/base	current	history1	history2
Iron	ppm ASTM D5185m >50	8	18	16
Chromium	ppm ASTM D5185m >4	<1	1	1
Nickel	ppm ASTM D5185m >2	0	0	0
Titanium	ppm ASTM D5185m	0	0	0
Silver	ppm ASTM D5185m >3	0	0	0
Aluminum	ppm ASTM D5185m >9	2	3	5
Lead	ppm ASTM D5185m >30	15	115	107
Copper	ppm ASTM D5185m >35	7	24	20
Tin	ppm ASTM D5185m >4	0	2	<1
Vanadium	ppm ASTM D5185m	0	0	0
Cadmium	ppm ASTM D5185m	0	0	0

ADDITIVES

method	limit/base	current	history1	history2
Boron	ppm ASTM D5185m 50	2	22	24
Barium	ppm ASTM D5185m 5	0	0	0
Molybdenum	ppm ASTM D5185m 50	64	54	52
Manganese	ppm ASTM D5185m 0	0	<1	<1
Magnesium	ppm ASTM D5185m 560	919	599	661
Calcium	ppm ASTM D5185m 1510	1210	1647	1666
Phosphorus	ppm ASTM D5185m 780	907	793	825
Zinc	ppm ASTM D5185m 870	1236	998	1038
Sulfur	ppm ASTM D5185m 2040	2532	2706	2944

CONTAMINANTS

method	limit/base	current	history1	history2
Silicon	ppm ASTM D5185m >+100	6	9	8
Sodium	ppm ASTM D5185m	7	8	10
Potassium	ppm ASTM D5185m >20	1	1	3

INFRA-RED

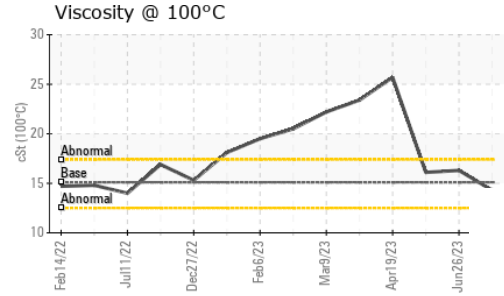
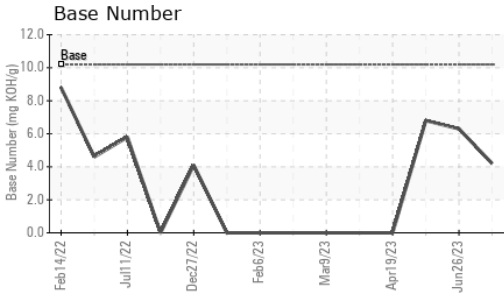
method	limit/base	current	history1	history2
Soot %	% *ASTM D7844	0	0.1	0.1
Nitration	Abs/cm *ASTM D7624 >20	10.4	13.2	12.7
Sulfation	Abs/.1mm *ASTM D7415 >30	23.2	25.6	25.1

FLUID DEGRADATION

method	limit/base	current	history1	history2
Oxidation	Abs/.1mm *ASTM D7414 >25	19.8	29.5	28.1
Base Number (BN)	mg KOH/g ASTM D2896 10.2	4.2	6.3	6.8



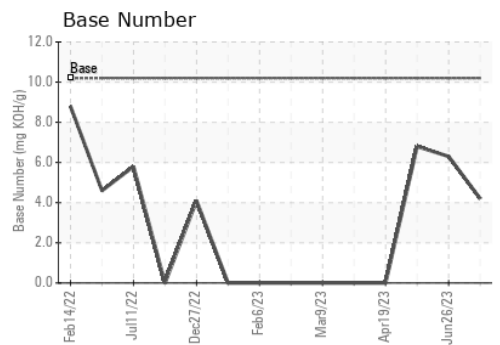
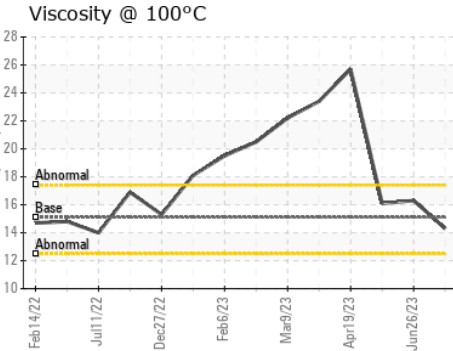
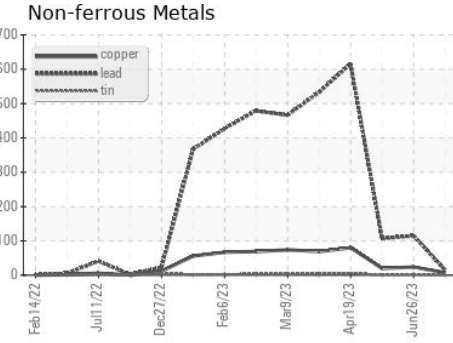
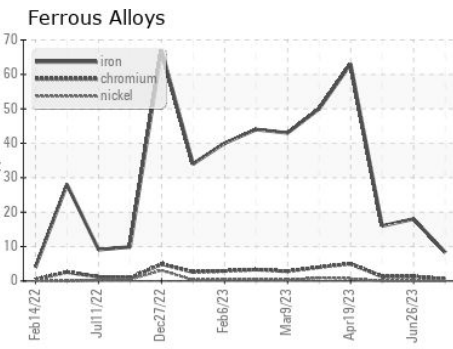
OIL ANALYSIS REPORT



VISUAL	method	limit/base	current	history1	history2
White Metal	scalar	*Visual	NONE	NONE	NONE
Yellow Metal	scalar	*Visual	NONE	NONE	NONE
Precipitate	scalar	*Visual	NONE	NONE	NONE
Silt	scalar	*Visual	NONE	NONE	NONE
Debris	scalar	*Visual	NONE	NONE	NONE
Sand/Dirt	scalar	*Visual	NONE	NONE	NONE
Appearance	scalar	*Visual	NORML	NORML	NORML
Odor	scalar	*Visual	NORML	NORML	NORML
Emulsified Water	scalar	*Visual	>0.1	NEG	NEG
Free Water	scalar	*Visual		NEG	NEG

FLUID PROPERTIES	method	limit/base	current	history1	history2	
Visc @ 100°C	cSt	ASTM D445	15.1	14.3	16.3	16.1

GRAPHS



Laboratory : WearCheck USA - 501 Madison Ave., Cary, NC 27513
Sample No. : GFL0092111 **Received** : 08 Dec 2023
Lab Number : **06029918** **Diagnosed** : 12 Dec 2023
Unique Number : 10779709 **Diagnostician** : Wes Davis
Test Package : FLEET

GFL Environmental - 856 - Houston South
 8515 Highway 6 South
 Houston, TX
 US 77083
 Contact: Apolinar Zacarias
 pzacariascano@gflenv.com
 T:
 F:

Certificate L2367
 To discuss this sample report, contact Customer Service at 1-800-237-1369.
 * - Denotes test methods that are outside of the ISO 17025 scope of accreditation.
 Statements of conformity to specifications are based on the simple acceptance decision rule (JCGM 106:2012)