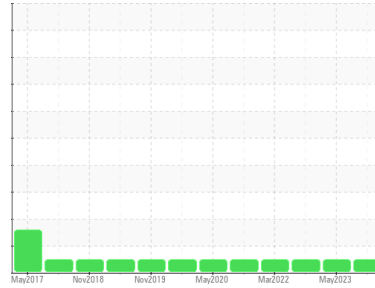


OIL ANALYSIS REPORT

Sample Rating Trend



NORMAL



Machine Id
26519
Component
Diesel Engine
Fluid
PETRO CANADA DURON SHP 10W30 (--- QTS)

DIAGNOSIS

Recommendation

Resample at the next service interval to monitor.

Wear

All component wear rates are normal.

Contamination

There is no indication of any contamination in the oil.

Fluid Condition

The BN result indicates that there is suitable alkalinity remaining in the oil. The condition of the oil is suitable for further service.

SAMPLE INFORMATION		method	limit/base	current	history1	history2
Sample Number	Client Info			PCA0101075	PCA0092854	PCA0082273
Sample Date	Client Info			27 Aug 2023	08 May 2023	08 Oct 2022
Machine Age	mls Client Info			501938	497089	0
Oil Age	mls Client Info			24849	497089	20000
Oil Changed	Client Info			Not Changed	Changed	Not Changed
Sample Status				NORMAL	NORMAL	NORMAL

CONTAMINATION		method	limit/base	current	history1	history2
Fuel	WC Method	>6.0		<1.0	<1.0	<1.0
Water	WC Method	>0.2		NEG	NEG	NEG
Glycol	WC Method			NEG	NEG	NEG

WEAR METALS		method	limit/base	current	history1	history2
Iron	ppm	ASTM D5185m	>100	17	17	58
Chromium	ppm	ASTM D5185m	>20	<1	<1	1
Nickel	ppm	ASTM D5185m	>2	<1	<1	<1
Titanium	ppm	ASTM D5185m		<1	3	<1
Silver	ppm	ASTM D5185m	>2	0	0	<1
Aluminum	ppm	ASTM D5185m	>25	4	3	7
Lead	ppm	ASTM D5185m	>40	<1	<1	4
Copper	ppm	ASTM D5185m	>330	2	2	9
Tin	ppm	ASTM D5185m	>15	<1	1	2
Vanadium	ppm	ASTM D5185m		0	0	0
Cadmium	ppm	ASTM D5185m		0	0	0

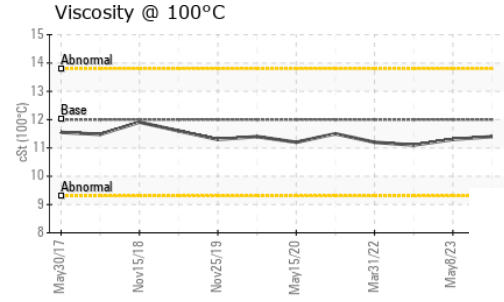
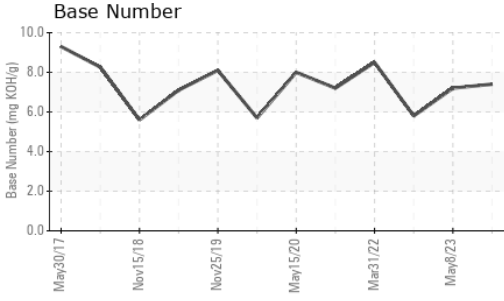
ADDITIVES		method	limit/base	current	history1	history2
Boron	ppm	ASTM D5185m	2	<1	2	2
Barium	ppm	ASTM D5185m	0	0	0	0
Molybdenum	ppm	ASTM D5185m	50	59	56	60
Manganese	ppm	ASTM D5185m	0	0	<1	<1
Magnesium	ppm	ASTM D5185m	950	907	919	941
Calcium	ppm	ASTM D5185m	1050	1061	1123	1237
Phosphorus	ppm	ASTM D5185m	995	1025	997	985
Zinc	ppm	ASTM D5185m	1180	1228	1262	1300
Sulfur	ppm	ASTM D5185m	2600	3014	3545	3024

CONTAMINANTS		method	limit/base	current	history1	history2
Silicon	ppm	ASTM D5185m	>25	4	4	7
Sodium	ppm	ASTM D5185m		5	7	20
Potassium	ppm	ASTM D5185m	>20	3	3	2

INFRA-RED		method	limit/base	current	history1	history2
Soot %	%	*ASTM D7844	>3	0.8	0.5	0.9
Nitration	Abs/cm	*ASTM D7624	>20	8.9	9.0	11.9
Sulfation	Abs.1mm	*ASTM D7415	>30	20.1	20.5	24.7

FLUID DEGRADATION		method	limit/base	current	history1	history2
Oxidation	Abs.1mm	*ASTM D7414	>25	15.5	16.3	20.7
Base Number (BN)	mg KOH/g	ASTM D2896		7.4	7.2	5.8

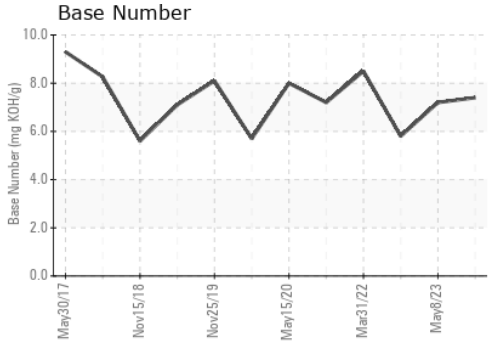
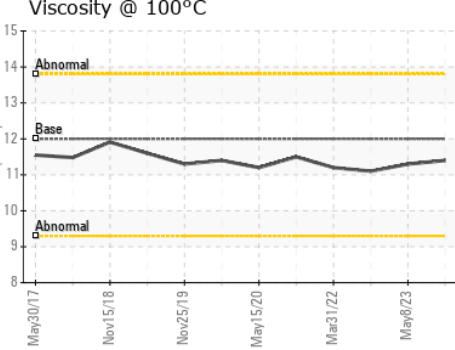
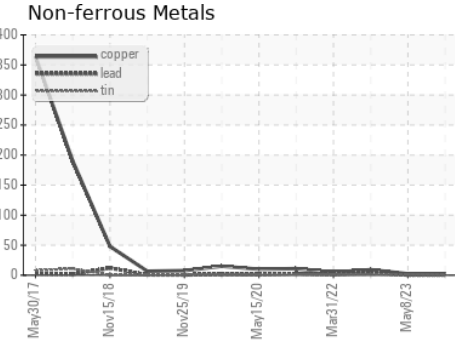
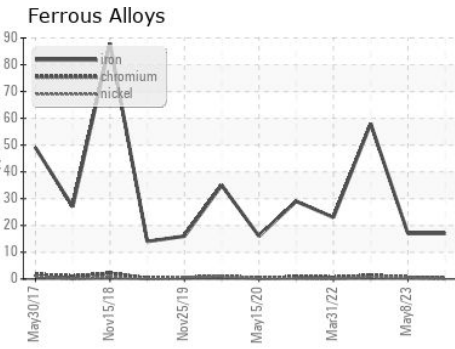
OIL ANALYSIS REPORT



VISUAL	method	limit/base	current	history1	history2
White Metal	scalar	*Visual	NONE	NONE	NONE
Yellow Metal	scalar	*Visual	NONE	NONE	NONE
Precipitate	scalar	*Visual	NONE	NONE	NONE
Silt	scalar	*Visual	NONE	NONE	NONE
Debris	scalar	*Visual	NONE	NONE	NONE
Sand/Dirt	scalar	*Visual	NONE	NONE	NONE
Appearance	scalar	*Visual	NORML	NORML	NORML
Odor	scalar	*Visual	NORML	NORML	NORML
Emulsified Water	scalar	*Visual	>0.2	NEG	NEG
Free Water	scalar	*Visual		NEG	NEG

FLUID PROPERTIES	method	limit/base	current	history1	history2	
Visc @ 100°C	cSt	ASTM D445	12.00	11.4	11.3	11.1

GRAPHS



Certificate L2367

Laboratory : WearCheck USA - 501 Madison Ave., Cary, NC 27513
Sample No. : PCA0101075 **Received** : 11 Dec 2023
Lab Number : **06031175** **Diagnosed** : 13 Dec 2023
Unique Number : 10780966 **Diagnostician** : Wes Davis
Test Package : FLEET

PERDUE FARMS - GEORGETOWN
 20621 SAVANAH RD
 GEORGETOWN, DE
 US 19947
 Contact: ROBERT LOCKWOOD
 Robert.Lockwood@Perdue.com

To discuss this sample report, contact Customer Service at 1-800-237-1369.

* - Denotes test methods that are outside of the ISO 17025 scope of accreditation.

Statements of conformity to specifications are based on the simple acceptance decision rule (JCGM 106:2012)

T:
F: