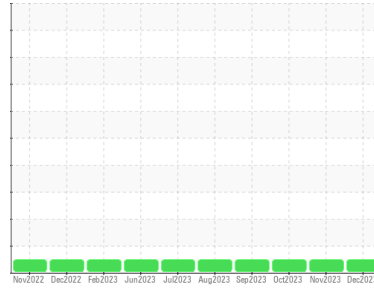


OIL ANALYSIS REPORT

Sample Rating Trend

NORMAL



Machine Id
Wampler Ridge 4

Component
Compressor

Fluid
PETRO CANADA SENTRON LD 3000 (--- GAL)

DIAGNOSIS

Recommendation

Resample at the next service interval to monitor.

Wear

All component wear rates are normal.

Contamination

There is no indication of any contamination in the component.

Fluid Condition

The AN level is acceptable for this fluid. The condition of the oil is suitable for further service.

SAMPLE INFORMATION

	method	limit/base	current	history1	history2
Sample Number	Client Info		PCA0103439	PCA0103432	PCA0103441
Sample Date	Client Info		01 Dec 2023	02 Nov 2023	04 Oct 2023
Machine Age	hrs	Client Info	124938	124280	123584
Oil Age	hrs	Client Info	345	39019	38323
Oil Changed		Client Info	N/A	N/A	N/A
Sample Status			NORMAL	NORMAL	NORMAL

CONTAMINATION

	method	limit/base	current	history1	history2
Water	WC Method	>0.1	NEG	NEG	NEG

WEAR METALS

	method	limit/base	current	history1	history2
Iron	ppm	ASTM D5185m >50	1	0	1
Chromium	ppm	ASTM D5185m >10	<1	0	0
Nickel	ppm	ASTM D5185m	<1	0	<1
Titanium	ppm	ASTM D5185m	<1	0	0
Silver	ppm	ASTM D5185m	0	0	0
Aluminum	ppm	ASTM D5185m >25	1	<1	0
Lead	ppm	ASTM D5185m >25	<1	0	<1
Copper	ppm	ASTM D5185m >50	<1	0	0
Tin	ppm	ASTM D5185m >15	<1	<1	<1
Vanadium	ppm	ASTM D5185m	0	0	0
Cadmium	ppm	ASTM D5185m	<1	0	0

ADDITIVES

	method	limit/base	current	history1	history2
Boron	ppm	ASTM D5185m 5	0	1	2
Barium	ppm	ASTM D5185m 1	11	0	0
Molybdenum	ppm	ASTM D5185m 2	1	0	<1
Manganese	ppm	ASTM D5185m 1	<1	0	0
Magnesium	ppm	ASTM D5185m 5	7	8	7
Calcium	ppm	ASTM D5185m 1220	1229	1211	1168
Phosphorus	ppm	ASTM D5185m 298	304	277	268
Zinc	ppm	ASTM D5185m 350	336	327	334
Sulfur	ppm	ASTM D5185m 1995	2772	2337	2712

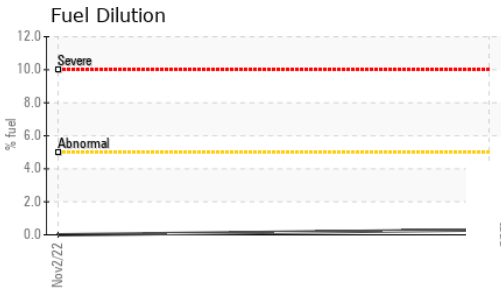
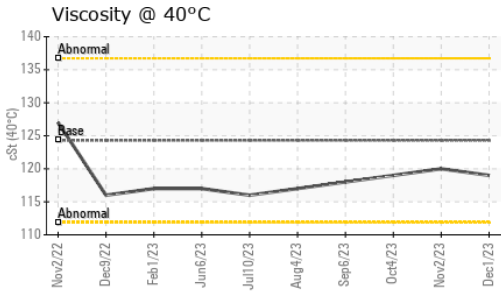
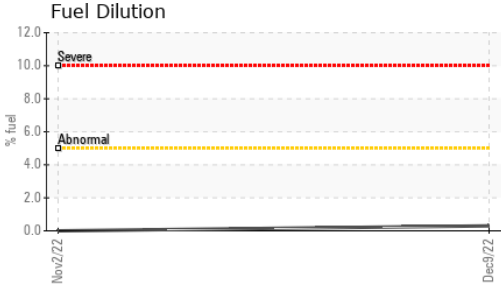
CONTAMINANTS

	method	limit/base	current	history1	history2
Silicon	ppm	ASTM D5185m >25	2	5	3
Sodium	ppm	ASTM D5185m	0	0	0
Potassium	ppm	ASTM D5185m >20	1	0	<1

FLUID DEGRADATION

	method	limit/base	current	history1	history2
Acid Number (AN)	mg KOH/g	ASTM D8045 0.86	0.44	0.31	0.587

OIL ANALYSIS REPORT



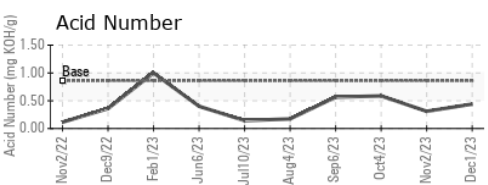
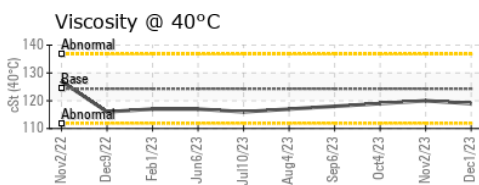
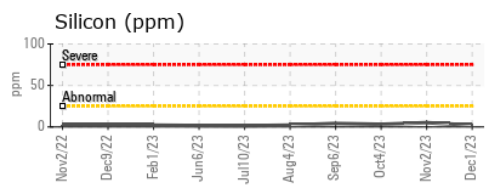
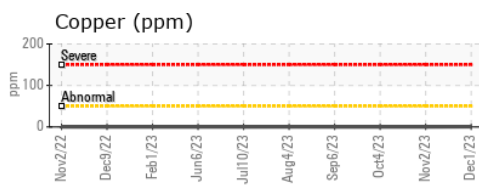
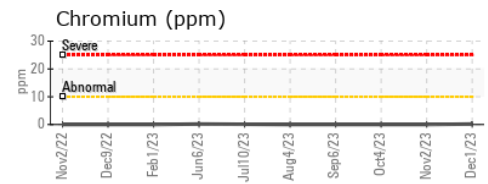
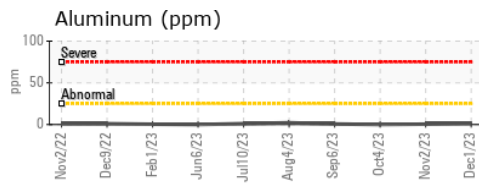
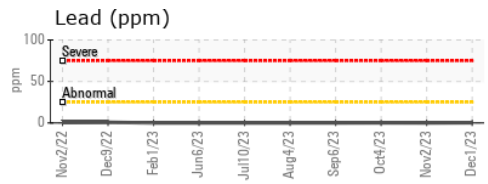
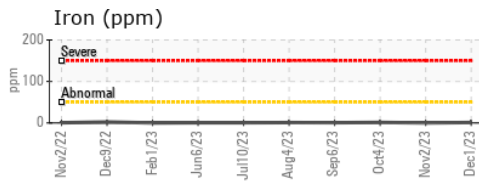
VISUAL	method	limit/base	current	history1	history2
White Metal	scalar	*Visual NONE	NONE	NONE	NONE
Yellow Metal	scalar	*Visual NONE	NONE	NONE	NONE
Precipitate	scalar	*Visual NONE	NONE	NONE	NONE
Silt	scalar	*Visual NONE	NONE	NONE	NONE
Debris	scalar	*Visual NONE	NONE	NONE	NONE
Sand/Dirt	scalar	*Visual NONE	NONE	NONE	NONE
Appearance	scalar	*Visual NORML	NORML	NORML	NORML
Odor	scalar	*Visual NORML	NORML	NORML	NORML
Emulsified Water	scalar	*Visual >0.1	NEG	NEG	NEG
Free Water	scalar	*Visual	NEG	NEG	NEG

FLUID PROPERTIES	method	limit/base	current	history1	history2
Visc @ 40°C	cSt	ASTM D445 124.3	119	120	119

SAMPLE IMAGES

method	limit/base	current	history1	history2
Color			no image	no image
Bottom			no image	no image

GRAPHS



Laboratory : WearCheck USA - 501 Madison Ave., Cary, NC 27513
Sample No. : PCA0103439 **Received** : 11 Dec 2023
Lab Number : **06031732** **Diagnosed** : 14 Dec 2023
Unique Number : 10781523 **Diagnostician** : Don Baldrige
Test Package : MOB 2 (Additional Tests: FuelDilution)

ENERVEST OPERATING - WAMPLER RIDGE
 1958 COUNTS RIDGE
 DANTE, VA
 US 24237
 Contact: Service Manager

To discuss this sample report, contact Customer Service at 1-800-237-1369.

* - Denotes test methods that are outside of the ISO 17025 scope of accreditation.

Statements of conformity to specifications are based on the simple acceptance decision rule (JCGM 106:2012)

T:
F: