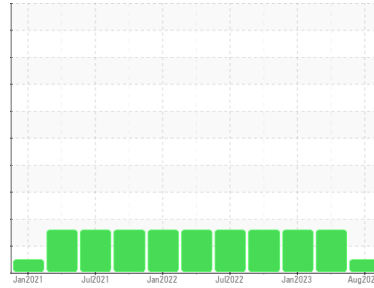


OIL ANALYSIS REPORT

Sample Rating Trend



NORMAL



Machine Id
2026835

Component
Transmission

Fluid
PETRO CANADA TRAXON SYNTHETIC MTF 75W80 (--- GAL)

DIAGNOSIS

Recommendation

Resample at the next service interval to monitor.

Wear

All component wear rates are normal.

Contamination

There is no indication of any contamination in the fluid.

Fluid Condition

The condition of the fluid is acceptable for the time in service.

SAMPLE INFORMATION

	method	limit/base	current	history1	history2
Sample Number	Client Info		PCA0104336	PCA0093692	PCA0090090
Sample Date	Client Info		23 Aug 2023	04 Apr 2023	15 Jan 2023
Machine Age	mls	Client Info	326015	285945	263099
Oil Age	mls	Client Info	326015	285945	263099
Oil Changed	Client Info		Not Changed	Not Changd	Not Changed
Sample Status			NORMAL	ABNORMAL	ABNORMAL

CONTAMINATION

	method	limit/base	current	history1	history2
Water	WC Method	>0.1	NEG	NEG	NEG

WEAR METALS

	method	limit/base	current	history1	history2
Iron	ppm	ASTM D5185m >200	23	24	25
Chromium	ppm	ASTM D5185m >10	<1	<1	<1
Nickel	ppm	ASTM D5185m	0	<1	<1
Titanium	ppm	ASTM D5185m	0	<1	<1
Silver	ppm	ASTM D5185m	0	0	0
Aluminum	ppm	ASTM D5185m >50	2	<1	1
Lead	ppm	ASTM D5185m >50	<1	<1	<1
Copper	ppm	ASTM D5185m >200	58	87	95
Tin	ppm	ASTM D5185m >10	0	<1	<1
Vanadium	ppm	ASTM D5185m	<1	0	<1
Cadmium	ppm	ASTM D5185m	0	0	0

ADDITIVES

	method	limit/base	current	history1	history2
Boron	ppm	ASTM D5185m 0	6	6	8
Barium	ppm	ASTM D5185m 0	0	0	0
Molybdenum	ppm	ASTM D5185m	<1	1	2
Manganese	ppm	ASTM D5185m	6	6	8
Magnesium	ppm	ASTM D5185m 3	0	2	7
Calcium	ppm	ASTM D5185m 731	636	741	727
Phosphorus	ppm	ASTM D5185m 628	550	582	556
Zinc	ppm	ASTM D5185m 1	16	42	29
Sulfur	ppm	ASTM D5185m 2556	3495	3619	3740

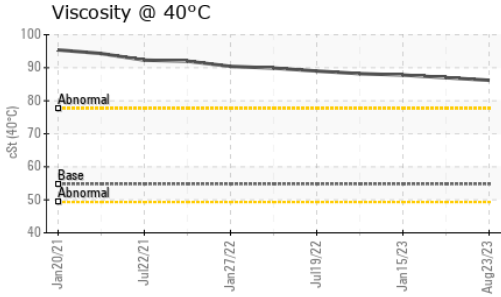
CONTAMINANTS

	method	limit/base	current	history1	history2
Silicon	ppm	ASTM D5185m >50	54	▲ 57	▲ 60
Sodium	ppm	ASTM D5185m	<1	0	2
Potassium	ppm	ASTM D5185m >20	<1	5	3

VISUAL

	method	limit/base	current	history1	history2
White Metal	scalar	*Visual NONE	NONE	NONE	NONE
Yellow Metal	scalar	*Visual NONE	NONE	NONE	NONE
Precipitate	scalar	*Visual NONE	NONE	NONE	NONE
Silt	scalar	*Visual NONE	NONE	NONE	NONE
Debris	scalar	*Visual NONE	NONE	NONE	NONE
Sand/Dirt	scalar	*Visual NONE	NONE	NONE	NONE
Appearance	scalar	*Visual NORML	NORML	NORML	NORML
Odor	scalar	*Visual NORML	NORML	NORML	NORML
Emulsified Water	scalar	*Visual >0.1	NEG	NEG	NEG
Free Water	scalar	*Visual	NEG	NEG	NEG

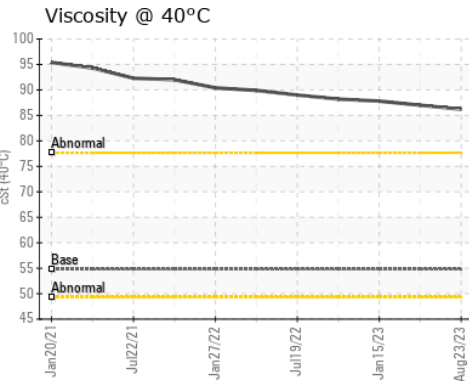
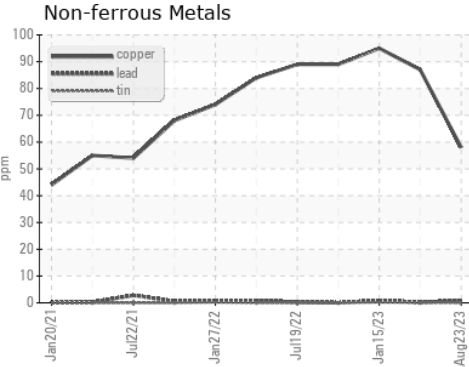
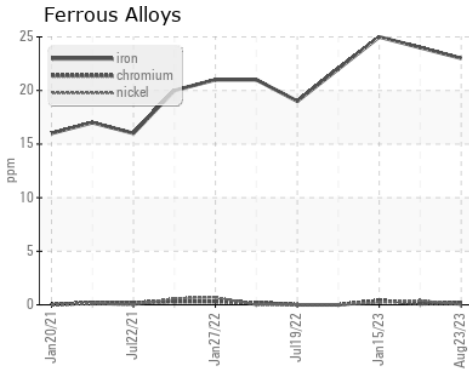
OIL ANALYSIS REPORT



FLUID PROPERTIES		method	limit/base	current	history1	history2
Visc @ 40°C	cSt	ASTM D445	54.8	86.2	87.0	87.8

SAMPLE IMAGES		method	limit/base	current	history1	history2
Color					no image	no image
Bottom					no image	no image

GRAPHS



Certificate L2367

Laboratory : WearCheck USA - 501 Madison Ave., Cary, NC 27513
Sample No. : PCA0104336 **Received** : 11 Dec 2023
Lab Number : 06032031 **Diagnosed** : 14 Dec 2023
Unique Number : 10781822 **Diagnostician** : Jonathan Hester
Test Package : FLEET

PERDUE FARMS - GEORGETOWN
 20621 SAVANAH RD
 GEORGETOWN, DE
 US 19947
 Contact: ROBERT LOCKWOOD
 Robert.Lockwood@Perdue.com

To discuss this sample report, contact Customer Service at 1-800-237-1369.

* - Denotes test methods that are outside of the ISO 17025 scope of accreditation.

Statements of conformity to specifications are based on the simple acceptance decision rule (JCGM 106:2012)

T:
F: