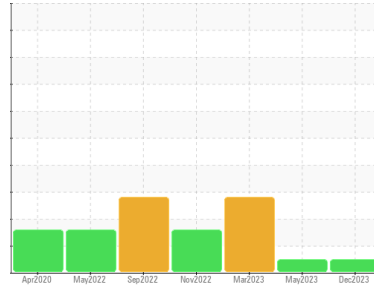


OIL ANALYSIS REPORT

Sample Rating Trend



NORMAL



Machine Id
26641

Component
Transmission (Manual)

Fluid
PETRO CANADA TRAXON SYNTHETIC CD-50 (--- QTS)

DIAGNOSIS

Recommendation

Resample at the next service interval to monitor.

Wear

All component wear rates are normal.

Contamination

There is no indication of any contamination in the fluid.

Fluid Condition

The condition of the fluid is acceptable for the time in service.

SAMPLE INFORMATION

	method	limit/base	current	history1	history2
Sample Number	Client Info		PCA0103360	PCA0099476	PCA0094440
Sample Date	Client Info		10 Dec 2023	23 May 2023	03 Mar 2023
Machine Age	mls	Client Info	401953	382684	0
Oil Age	mls	Client Info	0	382684	0
Oil Changed	Client Info		N/A	Not Changd	N/A
Sample Status			NORMAL	NORMAL	ABNORMAL

CONTAMINATION

	method	limit/base	current	history1	history2
Water	WC Method	>0.1	NEG	NEG	NEG

WEAR METALS

	method	limit/base	current	history1	history2
Iron	ppm	ASTM D5185m >200	100	112	119
Chromium	ppm	ASTM D5185m >5	2	2	2
Nickel	ppm	ASTM D5185m >5	<1	<1	1
Titanium	ppm	ASTM D5185m	<1	<1	<1
Silver	ppm	ASTM D5185m >7	0	0	0
Aluminum	ppm	ASTM D5185m >25	2	3	4
Lead	ppm	ASTM D5185m >45	<1	0	0
Copper	ppm	ASTM D5185m >225	63	68	67
Tin	ppm	ASTM D5185m >10	0	<1	<1
Vanadium	ppm	ASTM D5185m	<1	0	0
Cadmium	ppm	ASTM D5185m	0	0	0

ADDITIVES

	method	limit/base	current	history1	history2
Boron	ppm	ASTM D5185m 139	3	3	3
Barium	ppm	ASTM D5185m 1	0	0	0
Molybdenum	ppm	ASTM D5185m	2	1	3
Manganese	ppm	ASTM D5185m	59	67	68
Magnesium	ppm	ASTM D5185m 1	0	3	2
Calcium	ppm	ASTM D5185m 30	705	729	755
Phosphorus	ppm	ASTM D5185m 309	596	644	621
Zinc	ppm	ASTM D5185m 1	0	9	12
Sulfur	ppm	ASTM D5185m 1340	4556	4390	5232

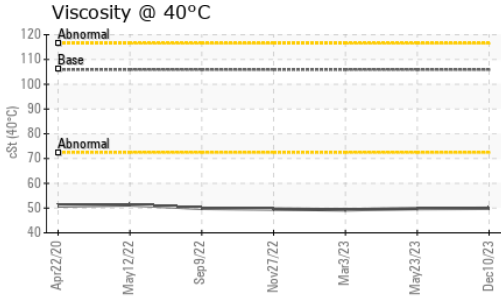
CONTAMINANTS

	method	limit/base	current	history1	history2
Silicon	ppm	ASTM D5185m >125	82	91	▲ 112
Sodium	ppm	ASTM D5185m	4	6	6
Potassium	ppm	ASTM D5185m >20	<1	6	6

VISUAL

	method	limit/base	current	history1	history2
White Metal	scalar	*Visual NONE	NONE	NONE	▲ MODER
Yellow Metal	scalar	*Visual NONE	NONE	NONE	NONE
Precipitate	scalar	*Visual NONE	NONE	NONE	NONE
Silt	scalar	*Visual NONE	NONE	NONE	NONE
Debris	scalar	*Visual NONE	NONE	NONE	NONE
Sand/Dirt	scalar	*Visual NONE	NONE	NONE	NONE
Appearance	scalar	*Visual NORML	NORML	NORML	NORML
Odor	scalar	*Visual NORML	NORML	NORML	NORML
Emulsified Water	scalar	*Visual >0.1	NEG	NEG	NEG
Free Water	scalar	*Visual	NEG	NEG	NEG

OIL ANALYSIS REPORT

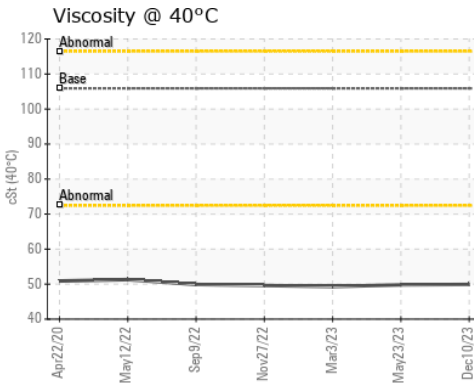
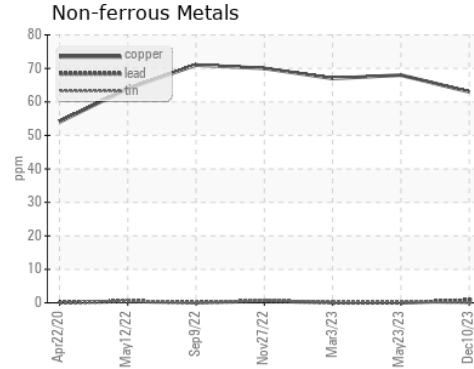
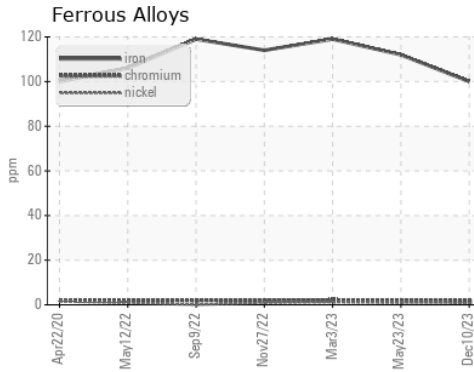


FLUID PROPERTIES		method	limit/base	current	history1	history2
Visc @ 40°C	cSt	ASTM D445	105.9	49.9	49.8	49.3

SAMPLE IMAGES		method	limit/base	current	history1	history2
---------------	--	--------	------------	---------	----------	----------

Color	no image	no image	no image
Bottom	no image	no image	no image

GRAPHS



Certificate L2367

Laboratory : WearCheck USA - 501 Madison Ave., Cary, NC 27513
Sample No. : PCA0103360 **Received** : 11 Dec 2023
Lab Number : 06032038 **Diagnosed** : 14 Dec 2023
Unique Number : 10781829 **Diagnostician** : Jonathan Hester
Test Package : FLEET

PERDUE FARMS - GEORGETOWN
 20621 SAVANAH RD
 GEORGETOWN, DE
 US 19947
 Contact: ROBERT LOCKWOOD
 Robert.Lockwood@Perdue.com

To discuss this sample report, contact Customer Service at 1-800-237-1369.

* - Denotes test methods that are outside of the ISO 17025 scope of accreditation.

Statements of conformity to specifications are based on the simple acceptance decision rule (JCGM 106:2012)

T:
F: